



TOTAL TOOL™



# RENTAL CATALOG



**QUALITY TOOLS AND EQUIPMENT.  
WELL-SERVICED. PRICED RIGHT.**

800.444.4899

TOTALTOOL.COM

SHOP.TOTALTOOL.COM



# RENTAL POLICY

## CARE OF EQUIPMENT

Total Tool rents equipment with the understanding that some normal wear and tear will take place and this consideration is included in the basic rental rates. Renter is responsible for theft, vandalism, flat tires, negligence, abuse, misuse, routine maintenance, fuel and cleaning charges necessary to return the equipment to the same condition as when originally rented.

## DEPOSITS

Unless pre-approved credit has been established, rental deposits and proper ID are required for each item rented.

## RENTAL RATES

Construction equipment is available to rent by the day, week or month.

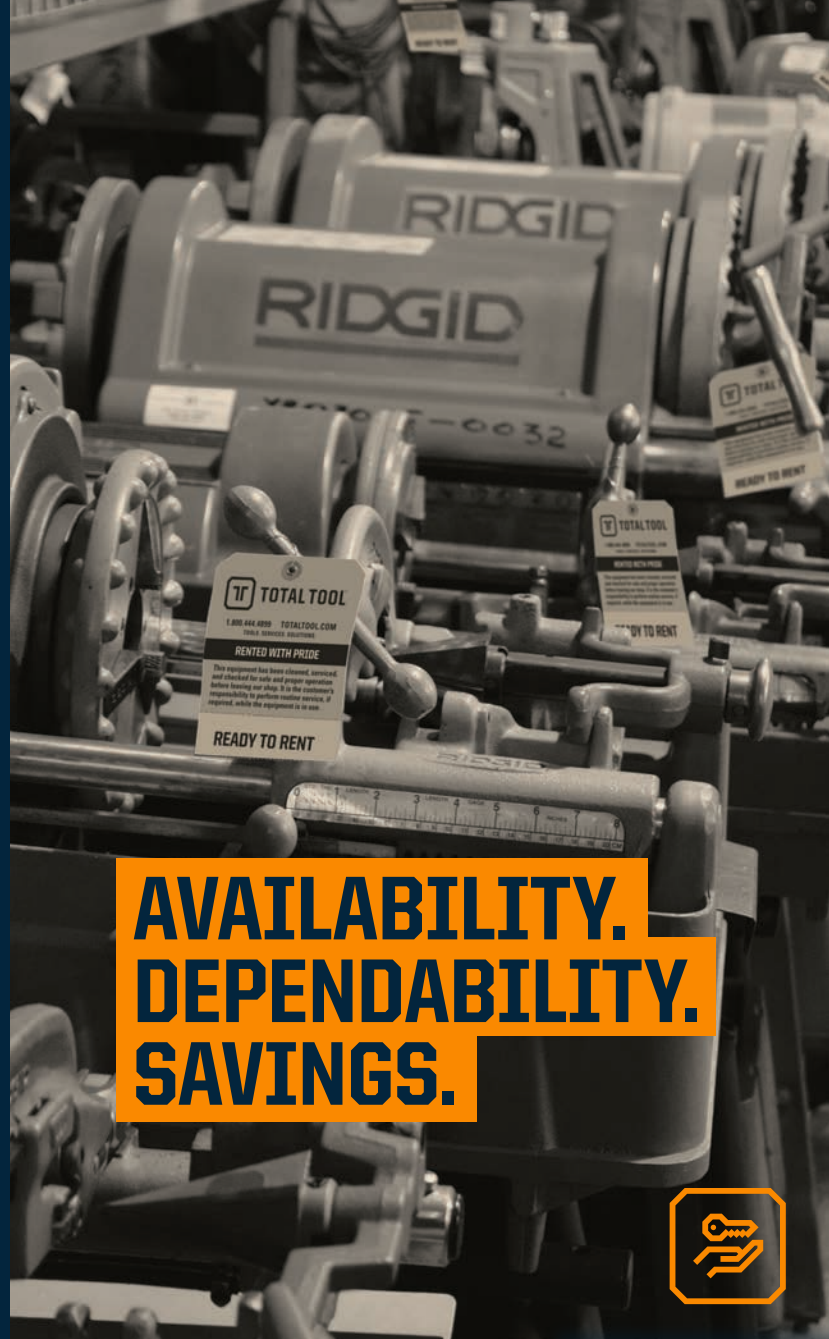
**One day = 24 hours**

**One week = 3 consecutive days**

**One month = 3 consecutive weeks**

Double or triple shifts charges will be applied if equipment is used in excess of 8 hours a day, 40 hours a week or 160 hours per month.

If longer than standard periods of time are needed, Total Tool will create an agreement to fit your needs.



# AVAILABILITY. DEPENDABILITY. SAVINGS.



## WE DELIVER

Our delivery service ensures on-time, on-site arrival. Give us a call and we'll get you what you need where you need it.

## READY TO RENT?

Visit our online rental catalog today and shop our wide selection of rental tools and equipment.

Request a rental quote and a local Total Tool representative will email you a custom rental quote within 1-2 business days.



SCAN **HERE** TO REQUEST A RENTAL QUOTE

**TOTALTOOL.COM/TOOL-RENTAL-CATALOG**

DENVER, COLORADO  
303.595.8488

GREELEY, COLORADO  
970.352.8585

INDIANAPOLIS, INDIANA  
317.876.8800

DES MOINES, IOWA  
515.244.1516

KANSAS CITY, KANSAS  
913.722.7879

LOUISVILLE, KENTUCKY  
502.635.6348

HIBBING, MINNESOTA  
218.263.8687

ST. PAUL, MINNESOTA  
651.646.4055

LINCOLN, NEBRASKA  
402.476.6673

OMAHA, NEBRASKA  
402.592.7385

APPLETON, WISCONSIN  
920.687.4061

MILWAUKEE, WISCONSIN  
262.547.5548

SUPERIOR, WISCONSIN  
715.392.2294

WAUSAU, WISCONSIN  
715.848.2703



# RENTAL INDEX



## CORE DRILLS

|                  |   |
|------------------|---|
| Core Drills..... | 2 |
| Accessories..... | 2 |
| Bits.....        | 3 |

## ELECTRICAL

|                            |     |
|----------------------------|-----|
| Cable Cutters.....         | 4   |
| Cable Crimpers.....        | 4   |
| Cable Pullers.....         | 4   |
| Cable Sheaves.....         | 4   |
| Pull Monitors.....         | 6   |
| Cable Feeders.....         | 6   |
| Reel Stands.....           | 6   |
| Reel Stand Spindles.....   | 6   |
| Rod and Strut Cutters..... | 6   |
| Pulling Ropes.....         | 6   |
| Conduit Benders.....       | 6-7 |
| Rodders.....               | 7   |
| Conduit Carts.....         | 7   |
| Knockout Sets.....         | 7   |
| Cable Strippers.....       | 7   |

## RADIOS

|             |   |
|-------------|---|
| Radios..... | 7 |
|-------------|---|

## PIPING TOOLS

|                             |    |
|-----------------------------|----|
| Threaders.....              | 8  |
| Threader Accessories.....   | 8  |
| Roll Groovers.....          | 8  |
| Groover Accessories.....    | 10 |
| SeeSnake® Cameras.....      | 10 |
| Locators.....               | 10 |
| Pipe Freeze Kits.....       | 10 |
| Pipe Thawers.....           | 10 |
| T-Drills.....               | 10 |
| Hot Tappers.....            | 10 |
| Hydrostatic Test Pumps..... | 11 |
| Pex Tools.....              | 11 |
| Pipe Bevelers.....          | 11 |
| Flange Spreaders.....       | 11 |
| Drain Cleaners.....         | 11 |
| Pipe Vises.....             | 12 |
| Pipe Stands.....            | 12 |
| Press Tools.....            | 12 |
| Press Tool Accessories..... | 12 |
| Pipe Cutters.....           | 12 |

## SAFETY

|                             |    |
|-----------------------------|----|
| Confined Space Tripods..... | 14 |
| Davit Systems.....          | 14 |
| Fall Protection Carts.....  | 14 |
| Retractable Lifelines.....  | 14 |
| Horizontal Lifelines.....   | 14 |
| Gas Monitors.....           | 14 |

## BLOWERS

|              |    |
|--------------|----|
| Blowers..... | 15 |
|--------------|----|

## MATERIAL LIFTS

|                          |    |
|--------------------------|----|
| Material Lifts.....      | 15 |
| Roust-A-Bouts.....       | 15 |
| A/C Lift and Movers..... | 15 |

## GANTRIES

|               |    |
|---------------|----|
| Gantries..... | 16 |
|---------------|----|

## HYDRAULIC CYLINDERS

|                                |    |
|--------------------------------|----|
| Hydraulic Cylinders.....       | 16 |
| Hydraulic Cylinders/Bags.....  | 17 |
| Hydraulic Pumps and Hoses..... | 17 |

## TORQUE TOOLS

|                                |    |
|--------------------------------|----|
| Hand Torque Wrenches.....      | 17 |
| Cordless Torque Wrenches.....  | 18 |
| Hydraulic Torque Wrenches..... | 18 |
| Punches.....                   | 18 |

## CHAIN HOISTS

|                                       |       |
|---------------------------------------|-------|
| Hand Chainfall Hoists.....            | 18-19 |
| Hand Lever Hoists (Come-A-Longs)..... | 19    |
| Cordless Chainfalls.....              | 19    |
| Electric Chainfalls.....              | 20-21 |
| Air Hoists.....                       | 21    |
| Air Hoist Bottom Blocks.....          | 21    |
| Air Hoist Chains.....                 | 21-22 |

## MISC. AIR HOIST COMPONENTS

|                                 |    |
|---------------------------------|----|
| Misc. Air Hoist Components..... | 22 |
|---------------------------------|----|

## WINCHES/TROLLEYS

|                            |    |
|----------------------------|----|
| Electric Winches.....      | 23 |
| Air Winches (Tuggers)..... | 23 |
| Winch Blocks.....          | 23 |
| Beam Trolleys.....         | 23 |

## RIGGING/LIFTING

|                      |    |
|----------------------|----|
| Beam Clamps.....     | 24 |
| Spreader Beams.....  | 24 |
| Lifting Baskets..... | 24 |
| Hilman Rollers.....  | 24 |
| Rol-A-Lifts.....     | 24 |

## AIR COMPRESSORS

|                                 |    |
|---------------------------------|----|
| Air Compressors—Tow-Behind..... | 24 |
| Air Compressors—Electric.....   | 24 |

## BREAKERS

|                                |    |
|--------------------------------|----|
| Air (30lb, 60lb and 90lb)..... | 25 |
| Electric.....                  | 25 |
| Air Hoses.....                 | 25 |

## BAKER SCAFFOLDS

|                      |    |
|----------------------|----|
| Baker Scaffolds..... | 25 |
|----------------------|----|

## AIR TOOLS

|                            |    |
|----------------------------|----|
| Rivet Busters.....         | 26 |
| Rivet Buster Bits.....     | 26 |
| Scalers.....               | 26 |
| Chippers.....              | 26 |
| Bits for Air Chippers..... | 26 |
| Impacts.....               | 26 |
| Air Hoses.....             | 26 |
| Saws.....                  | 27 |

## COMPACTION

|                           |    |
|---------------------------|----|
| Plate Compactors.....     | 27 |
| Jumping Jack Tampers..... | 27 |

## GENERATORS

|                 |    |
|-----------------|----|
| Generators..... | 27 |
|-----------------|----|

## PUMPS

|                     |    |
|---------------------|----|
| Gas Pumps.....      | 28 |
| Electric Pumps..... | 28 |

## WELDING

|                              |    |
|------------------------------|----|
| Welders.....                 | 28 |
| Welding Clamps.....          | 28 |
| Plasma Cutters.....          | 30 |
| Smoke Eaters.....            | 30 |
| Smoke Eater Accessories..... | 30 |

## SAWS

|                       |    |
|-----------------------|----|
| Gas Saws.....         | 30 |
| Electric Saws.....    | 30 |
| Walk-Behind Saws..... | 30 |
| Cordless Saws.....    | 30 |
| Diamond Blades.....   | 31 |

## TOOLS

|                             |       |
|-----------------------------|-------|
| Jacks.....                  | 31    |
| Magnetic Drill Presses..... | 31    |
| Electric Wheelbarrows.....  | 31    |
| Power Tools.....            | 31-32 |
| Socket Sets.....            | 32    |
| Carbide Core Bits.....      | 32    |

## STORAGE

|                 |    |
|-----------------|----|
| Gang Boxes..... | 32 |
|-----------------|----|

## GROUND THAW

|                           |    |
|---------------------------|----|
| Ground Thaw Machines..... | 32 |
|---------------------------|----|

## CARTS

|            |    |
|------------|----|
| Carts..... | 33 |
|------------|----|



## CORE DRILLS

|         |                     |  |
|---------|---------------------|--|
| YR00854 | MILWAUKEE           | CORDLESS CORE DRILL (UP TO 14") WITH STAND; 2 BATTERIES; CHARGER |
| YR00858 | MILWAUKEE           | CORDLESS HANDHELD CORE DRILL WITH STAND                          |
| YR00860 | MILWAUKEE           | LG CORE DRILL RIG (1"-10") 105LB                                 |
| YR00862 | MILWAUKEE           | LG CORE DRILL WITH VACUUM HOLDDOWN (1"-10") 145LB                |
| YR00870 | MILWAUKEE/HUSQVARNA | LG CORE DRILL RIG (1"-14")                                       |
| YR00871 | DIAMOND PRODUCTS    | LG CORE DRILL WITH VACUUM PUMP (1"-14" CAPACITY)                 |
| YR00872 | MILWAUKEE           | LG CORE DRILL RIG (1"-14") (SHEAR PIN MODEL)                     |
| YR00876 | HUSQVARNA           | HANDHELD CORDLESS CORE DRILL WITH 2 BATTERIES AND CHARGER        |
| YR00880 | HUSQVARNA           | MINI CORE DRILL RIG (1"-6")                                      |
| YR00891 | UNITEC              | HANDHELD CORE DRILL (WET) CAPACITY 3" CONCRETE                   |
| YR00892 | HUSQVARNA           | HANDHELD CORE DRILL WET/DRY HD6/DM220/225/230                    |
| YR00894 | HUSQVARNA           | HANDHELD CORE DRILL WET/DRY DM220 WITH PORT FOR VACUUM HOOKUP    |
| YR00895 | DIAMOND PRODUCTS    | HANDHELD CORE DRILL (WET) DK12-6" CAPACITY                       |
| YR00896 | DIAMOND PRODUCTS    | HANDHELD CORE DRILL WET/DRY CB500-HH                             |



## CORE DRILL ACCESSORIES

|         |                     |   |
|---------|---------------------|---|
| YR00853 |                     | GARDEN HOSE ADAPTOR WITH QUICK CONNECT FOR CORE RIG           |
| YR00855 | MILWAUKEE           | LG CORE DRILL VAC HOLDDOWN PAD ONLY FOR MILW CORE RIGS        |
| YR00856 | DIAMOND PRODUCTS    | VACUUM PUMP WITH GASKET ADAPTOR FOR DRILLS                    |
| YR00857 | MILWAUKEE/HUSQVARNA | VACUUM PUMP ONLY FOR CORE RIG VAC HOLDDOWN PADS               |
| YR00867 | HUSQVARNA           | VAC HOLDDOWN ADAPTOR FOR YR00870 ONLY                         |
| YR00868 | HUSQVARNA           | VAC HOLDDOWN ADAPTOR FOR NEW STYLE MINI CORE DRILL            |
| YR00869 | HUSQVARNA           | VAC HOLDDOWN PAD ONLY FOR DMS280/330/340 LG CORE RIG          |
| YR00875 | HUSQVARNA           | MINI CORE DRILL VAC HOLDDOWN PAD ONLY FOR OLD STYLE MINI RIGS |
| YR00879 | CHAPIN              | WATER CAN FOR CORE DRILLS WITH GARDEN HOSE CONNECTION         |
| YR00881 | HUSQVARNA           | 6" CORE BIT EXTENSION   |
| YR00883 | MILWAUKEE/HUSQVARNA | 9" CORE BIT EXTENSION   |
| YR00884 | MILWAUKEE/HUSQVARNA | 12" CORE BIT EXTENSION  |
| YR00885 | CHAPIN              | WATER CAN FOR CORE DRILLS                                     |
| YR00886 | HUSQVARNA           | CORE DRILL WATER COLLECTOR RING                               |
| YR00889 | MILWAUKEE/HUSQVARNA | 10-1/2" DRY CORE BIT EXTENSION                                |
| YR00893 | HUSQVARNA           | STAND FOR HANDHELD CORE RIG UP TO 4"                          |
| YR00897 | HUSQVARNA           | STAND FOR HANDHELD CORE RIG UP TO 6"                          |
| YR00898 | HUSQVARNA           | STAND FOR HANDHELD CORE RIG M4 STAND                          |





## CORE DRILL BITS

|         |           |                                  |
|---------|-----------|----------------------------------|
| YR00900 | HUSQVARNA | 1-1/2" DIAMOND CORE BIT          |
| YR00905 | HUSQVARNA | 2" DIAMOND CORE BIT              |
| YR00907 | HUSQVARNA | 2" PRESTRESS DIAMOND CORE BIT    |
| YR00910 | HUSQVARNA | 2-1/2" DIAMOND CORE BIT          |
| YR00915 | HUSQVARNA | 3" DIAMOND CORE BIT              |
| YR00917 | HUSQVARNA | 3" PRESTRESS DIAMOND CORE BIT    |
| YR00920 | HUSQVARNA | 3-1/2" DIAMOND CORE BIT          |
| YR00925 | HUSQVARNA | 4" DIAMOND CORE BIT              |
| YR00930 | HUSQVARNA | 4-1/2" DIAMOND CORE BIT          |
| YR00935 | HUSQVARNA | 5" DIAMOND CORE BIT              |
| YR00940 | HUSQVARNA | 6" DIAMOND CORE BIT              |
| YR00945 | HUSQVARNA | 7" DIAMOND CORE BIT              |
| YR00950 | HUSQVARNA | 8" DIAMOND CORE BIT              |
| YR00953 | HUSQVARNA | 9" DIAMOND CORE BIT              |
| YR00955 | HUSQVARNA | 10" DIAMOND CORE BIT             |
| YR00957 | HUSQVARNA | 11" DIAMOND CORE BIT             |
| YR00960 | HUSQVARNA | 12" DIAMOND CORE BIT             |
| YR00965 | HUSQVARNA | 14" DIAMOND CORE BIT             |
| YR00967 | HUSQVARNA | 16" DIAMOND CORE BIT             |
| YR00969 | HUSQVARNA | 4" DIAMOND CORE BIT FOR ASPHALT  |
| YR00978 | HUSQVARNA | 12" DIAMOND CORE BIT FOR ASPHALT |

## INDUSTRIAL TOOL REPAIR

- Maintenance
- Inspections
- Certified Warranty Repair



TO LEARN MORE:  
[TOTALTOOL.COM/TOOL-REPAIR](https://TOTALTOOL.COM/TOOL-REPAIR)

## AUTHORIZED REPAIR EXPERT SERVICE

## FULL INVENTORY OF PARTS





## CABLE CUTTERS

|         |           |  |
|---------|-----------|--|
| YR03525 | MILWAUKEE | 2672-22 BATTERY CABLE CUTTER 750MCM CU & 1,000MCM AL (2 BATTERIES)   |
| YR03550 | GREENLEE  | ESG45591 BATTERY CUTTER ASCR 1/2", GUY STRAND AND REBAR 1/2" 1,500 KCMIL CU/AL, (5/8") GROUND ROD, WIRE ROPE |
| YR03561 | GREENLEE  | 706 MANUAL SCISSOR CUTTER 750MCM CU & 1,000MCM AL  |

## CABLE CRIMPERS

|         |           |   |
|---------|-----------|---|
| YR01766 | GREENLEE  | EK06FT DIELESS BATTERY CRIMPER #4 AWG-750 MCM     |
| YR01780 | BURNDY    | PAT750LE BATTERY CRIMPER 12T 18V WITHOUT DIES     |
| YR01790 | BURNDY    | U-TYPE COPPER DIE KIT 6 AWG-750 KCMIL WITH CASE   |
| YR01791 | BURNDY    | U-TYPE ALUMINUM DIE KIT 6 AWG-750 KCMIL WITH CASE |
| YR01793 | BURNDY    | 11T DIELESS CRIMPER 4AWG-1,000MCM CU/AL           |
| YR01800 | MILWAUKEE | 2679-22 BATTERY M18 CRIMPER 600MCM WITHOUT DIES   |
| YR01801 | MILWAUKEE | 2779-22 BATTERY M18 CRIMPER 750MCM WITHOUT DIES   |
| YR01803 | MILWAUKEE | CU/AL DIE KIT-750MCM (49-16-750A)                 |
| YR01804 | MILWAUKEE | M18 FORCE LOGIC 750MCM DIELESS CRIMPER KIT        |
| YR01805 | MILWAUKEE | U-TYPE COPPER DIE KIT #6 AWG-750MCM               |
| YR01806 | MILWAUKEE | U-TYPE COPPER DIE KIT #8 AWG-600MCM               |

## CABLE PULLERS

|         |           |  |
|---------|-----------|--|
| YR01850 | GREENLEE  | GREENLEE G1 1,000LB PULLER (DRILL NOT INCLUDED)          |
| YR01852 | GREENLEE  | GREENLEE FLOOR MOUNT FOR UT10/UT8 PULLERS                |
| YR01860 | CURRENT   | 3,000LB PULLER WITH CART AND MILWAUKEE MOTOR             |
| YR01872 | GREENLEE  | UT10 10,000LB CABLE PULLER PACKAGE                       |
| YR01873 | SOUTHWIRE | XD10 10,000LB CABLE PULLER PACKAGE                       |
| YR01874 | GREENLEE  | 6805 8,000LB CABLE PULLER PACKAGE (2 PCS)                |
| YR01876 | GREENLEE  | 6810 ULTRA CABLE FEEDER                                  |
| YR01883 | GREENLEE  | UT2 ULTRA TUGGER 2-2,000LB                               |
| YR01885 | GREENLEE  | G3 2,000LB CABLE PULLER                                  |
| YR01886 | GREENLEE  | G6 6,000LB TURBO CABLE PULLER                            |
| YR01887 | SOUTHWIRE | 3,000LB CABLE PULLER WITH MILWAUKEE MOTOR ON CART        |
| YR01888 | GREENLEE  | 6,000LB PULLER ON CART WITH MILWAUKEE MOTOR (CURRENT 66) |
| YR01889 | SOUTHWIRE | 616 6,000LB CABLE PULLER WITH MILWAUKEE MOTOR ON CART    |
| YR01956 | LEWIS     | 1-1/4"-2" PULLING GRIP B-TW-32 3,500LB WLL               |
| YR02167 | CURRENT   | CU100 10,000LB PULLER PACKAGE                            |

## CABLE SHEAVES

|         |          |                                     |
|---------|----------|-------------------------------------|
| YR01979 | GREENLEE | 2036R CABLE PULLER FOR 30"-36" TRAY |
| YR01980 | GREENLEE | 2018R CABLE PULLER FOR 12"-18" TRAY |
| YR01982 | GREENLEE | 2024R CABLE PULLER FOR 20"-24" TRAY |
| YR01983 | GREENLEE | 20249R RAD 24" SHEAVE               |
| YR01984 | GREENLEE | 20369R 36" RAD SHEAVE               |
| YR01986 | GREENLEE | 24" 2-YOKE SHEAVE                   |
| YR01989 | GREENLEE | 12" HOOK SHEAVE                     |
| YR01990 | GREENLEE | 18" HOOK SHEAVE                     |
| YR01991 | GREENLEE | 24" HOOK SHEAVE                     |
| YR01994 | GREENLEE | 658 12" TRAY SHEAVE                 |
| YR01996 | GREENLEE | 6036 TRI-SHEAVE                     |



**CHOOSE FROM A LARGE SELECTION OF RENTAL TOOLS FROM MILWAUKEE®**

**YR00858**  
CORDLESS  
HANDHELD  
CORE DRILL  
WITH STAND  
**PAGE 2**



**YR01776**  
1/2"–2" 10T KNOCKOUT  
KIT WITH DIES AND  
2 BATTERIES **PAGE 7**



**YR00612**  
CORDLESS BREAKER MX FUEL  
WITH 1 BATTERY & CHARGER  
(1-1/8" HEX BITS) **PAGE 25**



**YR01801**  
2779-22 BATTERY  
M18 CRIMPER  
750MCM WITHOUT  
DIES **PAGE 4**



**YR00859**  
CARRY-ON  
POWER  
SUPPLY,  
2 BATTERIES  
**PAGE 27**



**YR03047**  
2673-22 1/2"–2" COPPER PRESS  
WITH 2 BATTERIES **PAGE 12**



**YR03525**  
2672-22 BATTERY CABLE CUTTER 750MCM CU &  
1,000MCM AL (2 BATTERIES) **PAGE 4**



**BROWSE OUR MILWAUKEE® RENTAL FLEET AT  
TOTALTOOL.COM/TOOL-RENTAL-CATALOG**



## PULL MONITORS

|         |          |                               |
|---------|----------|-------------------------------|
| YR01871 | GREENLEE | SMART PULL MONITOR            |
| YR01880 | CURRENT  | 100SP SURE PULL TENSION METER |

## CABLE FEEDERS

|         |          |                                   |
|---------|----------|-----------------------------------|
| YR01876 | GREENLEE | 6810 ULTRA CABLE FEEDER           |
| YR01879 | CURRENT  | #99 CABLE FEEDER WITH FOOT SWITCH |



## REEL STANDS

|         |           |   |
|---------|-----------|---|
| YR01960 | GREENLEE  | 687 28" REEL STAND  |
| YR01961 | GREENLEE  | 683 54" REEL STAND  |
| YR01962 | GREENLEE  | 656 46" REEL STAND  |
| YR01967 | GREENLEE  | 05711 RXM REEL STAND  |
| YR01968 | CURRENT   | MOTORIZED CABLE REEL ROLLER 15T CAPACITY                    |
| YR01969 | SOUTHWIRE | 64864901 FLANGE ROLLERS 2,000LB CAPACITY (UP TO 34" SPOOLS) |
| YR01970 | SOUTHWIRE | MAXIS JACK 72" 6,000LB PAIR                                 |

## REEL STAND SPINDLES

|         |           |                   |
|---------|-----------|-------------------|
| YR01965 | GREENLEE  | 647 62" SPINDLE   |
| YR01966 | GREENLEE  | 684 76" SPINDLE   |
| YR01971 | SOUTHWIRE | MAXIS 72" SPINDLE |



## ROD AND STRUT CUTTERS

|         |        |  |
|---------|--------|--|
| YR03059 | RIDGID | STRUTSLAYR SHEAR HEAD CUTS 1-5/8" X 13/16" AND 1-5/8" X 5/8" |
|---------|--------|--|

## PULLING ROPES

|         |  |                                    |
|---------|--|------------------------------------|
| YR02020 |  | 3/4" X 600' BRAIDED PULLING ROPE   |
| YR02026 |  | 3/4" X 1,200' BRAIDED PULLING ROPE |
| YR02032 |  | 7/8" X 600' BRAIDED PULLING ROPE   |
| YR02033 |  | 7/8" X 1,200' BRAIDED PULLING ROPE |



## CONDUIT BENDERS

|         |          |   |
|---------|----------|---|
| YR02147 | GREENLEE | 1/2"-2" 40MIL PVC COATED RIDGID SHOE GROUP FOR 555                    |
| YR02148 | CURRENT  | PVC BENDING BOX 240V 28AMPS   |
| YR02149 | CURRENT  | PVC BENDING BOX 120V 20AMP  |
| YR02150 | GREENLEE | 555 BENDER (NO SHOES)   |
| YR02153 | GREENLEE | 1/2"-2" BENDER WITH RIDGID, IMC, EMT COMBO SHOE                       |
| YR02155 | GREENLEE | SMART BENDER 1/2"-2" WITH RIDGID, IMC, EMT COMBO SHOE                 |
| YR02156 | GARDNER  | BENDER CYCLONE 1/2"-2" WITH RIDGID, IMC, EMT COMBO SHOE B2000 1/2"-2" |
| YR02157 | GREENLEE | 1/2"-2" BENDER WITH RIDGID, IMC, EMT COMBO SHOE 854                   |
| YR02158 | GREENLEE | 1/2"-2" BENDER WITH RIDGID, IMC, EMT COMBO SHOE 854DX                 |
| YR02159 | GREENLEE | 1"-2" BENDER WITH RIDGID, IMC, EMT COMBO SHOE 855GX                   |
| YR02160 | GREENLEE | 1/2"-2" RIDGID, 1/2"-1-1/4" IMC SHOES FOR 555                         |
| YR02163 | GREENLEE | 1-1/2"-2" IMC SHOE FOR 555  |
| YR02165 | GREENLEE | 1/2"-2" EMT SHOE FOR 555  |
| YR02166 | CURRENT  | 747 OMNI 1/2"-2" BENDER EMT, IMC, RIGID ELECTRIC                      |





## CONDUIT BENDERS CONT.

|         |          |   |
|---------|----------|---|
| YR02166 | CURRENT  | 1/2"-2" ELECTRIC CONDUIT BENDER OMNI 747                            |
| YR02170 | GREENLEE | 1/2"-2" HYDRAULIC BENDER  |
| YR02181 | GREENLEE | 2-1/2"-4" HYDRAULIC BENDER WITH MOBILE TABLE RIDGID, IMC, EMT 881CT |
| YR02182 | GREENLEE | BENDING TABLE FOR 885 BENDER  |
| YR02185 | GREENLEE | 1-1/4"-5" BENDER IMC, RIDGID  |
| YR02195 | GREENLEE | 3/4"-2" EMT 1/2"-1-1/2" RIDGID MECHANICAL BENDER (2 PCS)            |
| YR02340 | GREENLEE | 3/4"-2" O.D. TUBE BENDER DOES NOT BEND RIDGID OR STAINLESS          |

## RODDERS

|         |        |                       |
|---------|--------|-----------------------|
| YR01935 | CONDUX | 7/16" X 600' RODDER   |
| YR01936 | CONDUX | 7/16" X 1,000' RODDER |

## CONDUIT CARTS

|         |         |                           |
|---------|---------|---------------------------|
| YR03258 | CURRENT | 513 ELEVATOR CONDUIT CART |
| YR03259 | CURRENT | 505 CONDUIT CART          |

## KNOCKOUT SETS

|         |           |   |
|---------|-----------|---|
| YR01770 | GREENLEE  | 1/4"-4" HYDRAULIC KNOCKOUT SET                              |
| YR01772 | GREENLEE  | 2-1/2"-4" KNOCKOUT SET (DOES NOT INCLUDE DRAW STUDS)        |
| YR01773 | GREENLEE  | 1/2"-2" HYDRAULIC QUICK DRAW SET SLUG BUSTER                |
| YR01774 | GREENLEE  | 1/2"-2" HYDRAULIC KNOCKOUT SET (HAND PUMP-RAM) SLUG BUSTER  |
| YR01776 | MILWAUKEE | 1/2"-2" 10T KNOCKOUT KIT WITH DIES AND 2 BATTERIES          |
| YR01777 | MILWAUKEE | 1/2"-2" M18 6T KNOCKOUT TOOL KIT WITH 2 BATTERIES (2677-21) |
| YR01779 | MILWAUKEE | 2-1/2"-4" DIE KIT ONLY FOR YR01776                          |

## CABLE STRIPPERS

|         |        |   |
|---------|--------|---|
| YR01762 | DEWALT | 6AWG-900MCM ALUMINUM AND 6AWG-750MCM COPPER |
|---------|--------|---|

## RADIOS

|         |          |   |
|---------|----------|---|
| YR02050 | MOTOROLA | DTR600 30-CHANNEL TWO-WAY RADIO WITH REMOTE SPEAKER MIC |
| YR02051 | MOTOROLA | CW-DRX1020 RANGE EXTENDER 900MHZ                        |
| YR02053 | MOTOROLA | 6-UNIT CHARGER FOR DTR RADIOS                           |
| YR02054 | MOTOROLA | SPARE BATTERY FOR DTR TWO-WAY RADIOS                    |





## THREADERS

|         |           |   |
|---------|-----------|---|
| YR02790 | RIDGID    | 12R HAND RATCHET THREADER WITH 1/2"-2" DIE HEADS 35LB                       |
| YR02968 | MILWAUKEE | 1/2"-2" CORDLESS THREADER   |
| YR02969 | RIDGID    | 690 POWER HAND THREADER WITH 1/2"-1-1/4" DIE HEADS 59LB                     |
| YR02970 | REMS      | AMIGO II POWER HAND THREADER WITH 1/2"-1-1/4" DIE HEADS 42LB                |
| YR02971 | RIDGID    | 700 POWER UNIT ONLY 25LB  |
| YR02973 | REMS      | AMIGO II HAND THREADER 1/2"-2" DIE HEADS 14LB                               |
| YR02995 | MILWAUKEE | MXF512-2XC MX FUEL™ 1/2"-2" CORDLESS PIPE THREADER ON STAND, 2 BATTERIES    |
| YR02997 | RIDGID    | 300 POWER UNIT ONLY 154LB   |
| YR02999 | RIDGID    | COMPACT POWER THREADER 1/2"-2" WITH 2 DIE HEADS, REAMER, CUTTER 160LB       |
| YR03000 | RIDGID    | 535 POWER THREADER 1/2"-2" WITH 2 DIE HEADS, REAMER, CUTTER 550LB OLD STYLE |
| YR03001 | RIDGID    | 535 POWER THREADER 1/2"-2" WITH 2 DIE HEADS, REAMER, CUTTER 550LB NEW STYLE |
| YR03003 | RIDGID    | 1822 POWER THREADER 1/2"-2" WITH 2 DIE HEADS, REAMER, CUTTER 290LB          |
| YR03005 | RIDGID    | 1224 POWER THREADER 1/2"-4" WITH 2 DIE HEADS, REAMER, CUTTER 610LB          |
| YR03050 | RIDGID    | 141 2-1/2"-4" GEARED THREADER (MUST USE A POWER DRIVE) 93LB                 |
| YR03055 | RIDGID    | 161 2-1/2"-6" GEARED THREADER (MUST USE A POWER DRIVE) 158LB                |

## THREADER ACCESSORIES

|         |        |  |
|---------|--------|--|
| YR02768 | RIDGID | STRAIGHT DRIVE BAR FOR 141 AND 161             |
| YR02769 | RIDGID | KNUCKLE DRIVE BAR FOR 141 AND 161              |
| YR02772 | RIDGID | OILER WITH PUMP GUN                            |
| YR02897 | RIDGID | DIE HEAD 1/2"-2" FOR 1224 WITHOUT DIES         |
| YR02988 | RIDGID | 1/8"-2" DIE HEAD F300, 535 WITH 1"-2" DIES     |
| YR02989 | RIDGID | 1/8"-2" DIE HEAD F300, 535 WITH 1/2"-3/4" DIES |
| YR02990 | RIDGID | 300 CARRIAGE WITH REMER, CUTTER                |
| YR02993 | RIDGID | 1/8"-2" DIE HEAD FOR 1822 WITH 1"-2" DIES      |
| YR02994 | RIDGID | 1/8"-2" DIE HEAD FOR 1822 WITH 1/2"-3/4" DIES  |
| YR03053 | RIDGID | SUPPORT ARM FOR 700 WITH 141 OR 161            |
| YR03054 | RIDGID | SUPPORT ARM FOR 161                            |

## ROLL GROOVERS

|         |           |  |
|---------|-----------|--|
| YR03006 | RIDGID    | 916 2"-6" COPPER ONLY H10 23LB   |
| YR03007 | RIDGID    | 916 GROOVER 1-1/4"-3" SCHEDULE 40 1-1/4"-6" SCHEDULE 10 33LB             |
| YR03008 | RIDGID    | 918-1 GROOVER ONLY 2"-8" SCHEDULE 40 OR 12" SCHEDULE 10 USE 300 104LB    |
| YR03009 | RIDGID    | 918-1 GROOVER WITH POWER UNIT 2"-8" SCHEDULE 40 OR 12" SCHEDULE 10 185LB |
| YR03012 | RIDGID    | 918-1 GROOVER ONLY SAME AS UNIT 03008 WITH STABILIZER WHEEL 104LB        |
| YR03013 | RIDGID    | 975 GROOVER 1-1/4"-6" SCH40 OR SCHEDULE 10 USE 300 26LB                  |
| YR03021 | RIDGID    | 920 GROOVER ONLY 2"-12" SCHEDULE 40 OR 16" SCHEDULE 10 USE 300 380LB     |
| YR04914 | VICTAULIC | VE272515 2"-12" ROLL GROOVER ONLY  |
| YR04915 | VICTAULIC | VICTAULIC STABILIZER F/VE272   |

**THE TOOLS YOU NEED FOR THE JOB FROM RIDGID® AND GREENLEE®**



**DISCOVER A WIDE SELECTION OF RIDGID® AND GREENLEE® RENTAL TOOLS AND EQUIPMENT AT [TOTALTOOL.COM/TOOL-RENTAL-CATALOG](https://TOTALTOOL.COM/TOOL-RENTAL-CATALOG)**



**YR03523**  
RP351 1/2"–2" INLINE  
COPPER PROPPRESS WITH  
2 BATTERIES **PAGE 12**



**YR02765**  
SR20 LOCATOR FOR  
SEESNAKE® **PAGE 10**



**YR02764**  
130' COMPACT  
SEESNAKE® WITH TRUSENSE®  
M40 REEL **PAGE 10**



**YR01872**  
UT10 10,000LB CABLE  
PULLER PACKAGE **PAGE 4**



**YR02181**  
2-1/2"–4" HYDRAULIC BENDER  
WITH MOBILE TABLE RIDGID,  
IMC, EMT 881CT **PAGE 7**



## GROOVER ACCESSORIES

|         |        |                                   |
|---------|--------|-----------------------------------|
| YR03040 | RIDGID | ROLLERS SET FOR 918 2"–6" COPPER  |
| YR03070 | RIDGID | ROLLER DRIVE SHAFT FOR 918 FOR SS |

## SEESNAKE® CAMERAS

|         |        |   |
|---------|--------|---|
| YR02763 | RIDGID | RIDGID 100' COMPACT2 SEESNAKE® 1-1/2"–6"                                |
| YR02764 | RIDGID | 130' COMPACT SEESNAKE® WITH TRUSENSE® M40 REEL                          |
| YR05990 | RIDGID | 85' SEESNAKE® NANOREEL WITH CA-350 MONITOR (1"–2" CAPACITY)             |
| YR05995 | RIDGID | CA-300 MICRO CAMERA 3'–15', 17MM HEAD (HANDHELD)                        |
| YR05999 | RIDGID | CS12X SEESNAKE® MONITOR WIRELESS RECORDING WITH 2 BATTERIES AND CHARGER |
| YR06001 | RIDGID | CS10 SEESNAKE® MONITOR RECORDS ONLY WITH THUMB DRIVE                    |
| YR06004 | RIDGID | 200' MINI SEESNAKE® REEL ONLY 1-1/4"–6" LINE CAPACITY                   |
| YR06005 | RIDGID | 100' MINI SEESNAKE® REEL ONLY 1-1/4"–6" LINE CAPACITY                   |
| YR06006 | RIDGID | 325' LG SEESNAKE® REEL ONLY 2"–12" LINE CAPACITY                        |
| YR06007 | RIDGID | 200' LG SEESNAKE® REEL ONLY 2"–12" LINE CAPACITY                        |
| YR06008 | RIDGID | 325' LG SEESNAKE® REEL ONLY 2"–12" LINE CAPACITY                        |
| YR06010 | RIDGID | 85' NANO SEESNAKE® REEL ONLY 3/4"–2" LINE CAPACITY                      |



## LOCATORS

|         |        |                                   |
|---------|--------|-----------------------------------|
| YR02761 | RIDGID | SCOUT® LOCATOR FOR SEESNAKE®      |
| YR02765 | RIDGID | SR20 LOCATOR FOR SEESNAKE®        |
| YR02855 | RIDGID | NAVITRACK 5 WATT LINE TRANSMITTER |
| YR02858 | RIDGID | ST-510 TRANSMITTER                |

## PIPE FREEZE KITS

|         |        |   |
|---------|--------|---|
| YR02864 | RIDGID | SF2500 1/2"–2" STEEL 1/2"–2-1/2" COPPER |
|---------|--------|---|



## PIPE THAWERS

|         |        |  |
|---------|--------|--|
| YR02867 | RIDGID | KT-200 MACHINE–1/2"–1-1/2" CAPACITY UNIT COMES WITH 25' #1/0 AWG EXTENSION CABLE |
|---------|--------|--|

## T-DRILLS

|         |        |  |
|---------|--------|--|
| YR03062 | TDRILL | T-60 COMPLETE PACKAGE 1/2"–2" CAPACITY (COPPER ONLY) ELECTRIC  |
| YR03063 | TDRILL | T-65B COMPLETE PACKAGE 1/2"–2" CAPACITY (COPPER ONLY) CORDLESS |



## HOT TAPPERS

|         |         |                            |
|---------|---------|----------------------------|
| YR03064 | RIDGID  | RT3422 3/4"–2" HOT TAP     |
| YR03065 | HARRY'S | HARRY'S HOT TAPPER 3/4"–4" |
| YR03066 | REED    | 3/4"–4" HOT TAP KIT        |



## HYDROSTATIC TEST PUMPS

|         |             |   |
|---------|-------------|---|
| YR02780 | WHEELER REX | ELECTRIC HYDROSTATIC TEST PUMP MAX 300PSI 110V              |
| YR02782 | WHEELER REX | GAS HYDROSTATIC TEST PUMP MAX 300PSI                        |
| YR02785 | WHEELER REX | ELECTRIC HYDROSTATIC TEST PUMP MAX 2,000PSI 110V            |
| YR02787 | WHEELER REX | ELECTRIC HYDROSTATIC TEST PUMP MAX 3,000PSI 208/230V 3PHASE |
| YR02788 | RICE        | 10,000PSI AIR HYDROSTATIC TEST PUMP (RICE HP10-V)           |
| YR02791 | PINNACLE    | PDQC-10,000 MANUAL 10,000PSI AIR HYDROSTATIC TEST PUMP      |



## PEX TOOLS

|         |           |   |
|---------|-----------|---|
| YR03049 | MILWAUKEE | 1/2"-1" M18 PEX PRESS TOOL (2674-22P)         |
| YR03056 | MILWAUKEE | 1/2"-1" EXPANSION TOOL WITH 2 BATTERIES       |
| YR03057 | MILWAUKEE | M12 2"-3" EXPANSION TOOL WITH 2 BATTERIES     |
| YR03058 | MILWAUKEE | M18 1"-1-1/2" EXPANSION TOOL WITH 2 BATTERIES |



## PIPE BEVELERS

|         |        |  |
|---------|--------|--|
| YR02840 | RIDGID | B500 PORTABLE ELECTRIC PIPE BEVELER 4"-10" SCHEDULE 40 |
|---------|--------|--|

## FLANGE SPREADERS

|         |           |                               |
|---------|-----------|-------------------------------|
| YR02375 | EQUALIZER | 20T HYDRAULIC FLANGE SPREADER |
|---------|-----------|-------------------------------|



## DRAIN CLEANERS

|         |           |   |
|---------|-----------|---|
| YR02749 | MILWAUKEE | 12V DRAIN CLEANER UP TO 2-1/2" LINES 25' CABLE        |
| YR02750 | RIDGID    | ELECTRIC DRAIN CLEANER 3/4"-4" LINES 75' CABLE        |
| YR02752 | RIDGID    | ELECTRIC DRAIN CLEANER 3/4"-4" LINES 100' CABLE       |
| YR02753 | RIDGID    | ELECTRIC DRAIN CLEANER 5/16" X 35' CABLE              |
| YR02755 | RIDGID    | ELECTRIC DRAIN CLEANER 3"-10" LINES 3/4" X 100' CABLE |

## RIGGING SERVICES

- Custom Builds
- Repairs
- Inspections
- Training



TO LEARN MORE:  
[TOTALTOOL.COM/RIGGING-EQUIPMENT](https://TOTALTOOL.COM/RIGGING-EQUIPMENT)



WE HAVE YOUR **LIFTING SOLUTION**



## PIPE VISES

|         |        |                       |
|---------|--------|-----------------------|
| YR02773 | RIDGID | 460 TRIPOD CHAIN VISE |
|---------|--------|-----------------------|

## PIPE STANDS

|         |        |   |
|---------|--------|---|
| YR02981 | SUMNER | MAX JAX KIT #1 ROLLING STAND                        |
| YR02982 | SUMNER | THREE LEG V-STAND                                   |
| YR02983 | SUMNER | 4-LEG ROLLER HEAD STAND                             |
| YR02984 | SUMNER | HI-JACK STAND WITH ROLLERS                          |
| YR02985 | SUMNER | V HEAD WITH BALL TRANSFER                           |
| YR02986 | SUMNER | FOLDING V HEAD STAND                                |
| YR03522 | B&B    | MEGA ROLLER 4"-48" PIPE STAND WITH 6,000LB CAPACITY |

## PRESS TOOLS

|         |           |   |
|---------|-----------|---|
| YR03011 | RIDGID    | 1/2"-1-1/4" COPPER PROPRESS WITH 2 BATTERIES 24LB                     |
| YR03014 | RIDGID    | 1/2"-1-1/4" COPPER PROPRESS WITH 2 BATTERIES                          |
| YR03019 | RIDGID    | 330134 1/2"-2" COPPER PROPRESS WITH 2 BATTERIES 51LB                  |
| YR03020 | MILWAUKEE | 2473-22 1/2"-1" COPPER PRESS WITH 2 BATTERIES                         |
| YR03038 | RIDGID    | 1/2"-1-1/4" CORDLESS PROPRESS CRIMPING TOOL WITH 2 BATTERIES (RP240B) |
| YR03047 | MILWAUKEE | 2673-22 1/2"-2" COPPER PRESS WITH 2 BATTERIES                         |
| YR03049 | MILWAUKEE | 1/2"-1" M18 PEX PRESS TOOL WITH 2 BATTERIES (2674-22P)                |
| YR03523 | RIDGID    | 1/2"-2" INLINE COPPER PROPRESS WITH 2 BATTERIES                       |

## PRESS TOOL ACCESSORIES

|         |           |  |
|---------|-----------|--|
| YR03016 | RIDGID    | 2-1/2", 3", 4" XL-C RING RING KIT (BRONZE ONLY)    |
| YR03017 | RIDGID    | 2-1/2", 3", 4" XL-C RING RING KIT (COPPER ONLY)    |
| YR03018 | RIDGID    | 1/2"-2" MEGA PRESS JAWS AND RINGS FOR STEEL        |
| YR03034 | MILWAUKEE | 1/2"-2" BLACK IRON PRESS JAWS AND RINGS FOR STEEL  |
| YR03043 | MILWAUKEE | 2-1/2", 3", 4" XL-C RING RING KIT (COPPER ONLY)    |
| YR03048 | RIDGID    | 1-1/2"-4" SOIL PIPE CUTTER FOR STANDARD PROPRESSES |
| YR03051 | RIDGID    | MEGAPRESS XL KIT 2-1/2"-4"                         |

## PIPE CUTTERS

|         |             |  |
|---------|-------------|--|
| YR01245 | EXACT       | 360E 3"-14" CAPACITY 2-SINGLE ROLLER AND 1 DOUBLE ROLLER BLADE SOLD SEPARATELY                     |
| YR01247 | EXACT       | P400 4"-15" CAPACITY .98 WALL PLASTIC 2-SINGLE ROLLER AND 1 DOUBLE ROLLER DOES NOT COME WITH BLADE |
| YR02778 | RIDGID      | 258XL 8"-12" SCHEDULE 40/10 HYDRAULIC PIPE CUTTER  |
| YR02779 | RIDGID      | 258 2-1/2"-8" SCHEDULE 40/10 HYDRAULIC PIPE CUTTER   |
| YR04507 | REED        | H45 HINGED CUTTER 2"-4" CAPACITY   |
| YR04508 | REED        | H65 HINGED CUTTER 4"-6" CAPACITY   |
| YR04509 | REED        | H85 HINGED CUTTER 6"-8" CAPACITY   |
| YR04510 | RIDGID      | 226 SOIL SNAPPER 2"-6" CAPACITY (RATCHET WRENCH STYLE)   |
| YR04517 | RIDGID      | 206 SOIL SNAPPER 2"-6" CAPACITY (NO HUB STYLE)   |
| YR04518 | RIDGID      | 246 SOIL SNAPPER 2"-6" CAPACITY (PARALLEL HANDLE TO PIPE STYLE)                                    |
| YR04520 | WHEELER REX | 3890 HYDRAULIC SOIL SNAPPER 12" CAPACITY   |



**MOVE HEAVY LOADS SAFELY AND EASILY WITH SOUTHWIRE® AND SUMNER.**

**YR01889**  
616 6,000LB  
CABLE PULLER  
WITH MILWAUKEE  
MOTOR ON  
CART **PAGE 4**



**YR01970**  
MAXIS JACK 72" 6,000LB PAIR **PAGE 6**



**YR01873**  
XD10 10,000LB  
CABLE PULLER  
PACKAGE **PAGE 4**

**YR01438**  
3/4T ALUMINUM  
GANTRY 12'  
262LB **PAGE 16**



**YR01475**  
24' LIFT WITH  
650LB CAPACITY  
(MODEL #2124)  
347LB **PAGE 15**



**YR01463**  
12' LIFT WITH  
450LB CAPACITY  
(SMALLER 12' LIFT)  
(MODEL #2412)  
287LB **PAGE 15**



**YR01496**  
18' ROUST-A-BOUT  
WITH 1,500LB  
CAPACITY (MODEL  
#780302) **PAGE 15**



**BROWSE SOUTHWIRE® AND SUMNER RENTAL FLEET AT  
TOTALTOOL.COM/TOOL-RENTAL-CATALOG**





## CONFINED SPACE TRIPODS

|         |     |  |
|---------|-----|--|
| YR03690 | DBI | 50' TRIPOD RECOVERY SYSTEM (3 PCS) WINCH, RETRACTABLE AND TRIPOD |
| YR03692 | DBI | 85' TRIPOD RECOVERY SYSTEM (3 PCS) WINCH, RETRACTABLE AND TRIPOD |
| YR03696 | DBI | 60' TRIPOD RECOVERY SYSTEM WITH 60' WINCH, 3-WAY SRL, 8' TRIPOD  |

## DAVIT SYSTEMS

|         |          |  |
|---------|----------|--|
| YR03693 | DBI      | FLOOR MOUNT FOR DAVIT SYSTEM FITS YR03694      |
| YR03694 | DBI      | 50' DBI DAVIT SYSTEM (4 PCS) DAVIT, WINCH, SRL |
| YR08222 | FALLTECH | 120' FALLTECH DAVIT SYSTEM                     |



## FALL PROTECTION CARTS

|         |               |   |
|---------|---------------|---|
| YR03705 | STINGER       | MOBILE FALL PROTECTION CART 2-PERSON          |
| YR03707 | RAPTOR TRIREX | MOBILE FALL PROTECTION CART 5-PERSON          |
| YR03709 | DBI           | COUNTERWEIGHT ANCHOR (16-45LB WEIGHTS)        |
| YR04925 | SQUATCH       | MOBILE FALL PROTECTION CART (NON-PENETRATING) |

## RETRACTABLE LIFELINES

|         |     |                                    |
|---------|-----|------------------------------------|
| YR03679 | DBI | 33' REBEL CABLE SRL WITH CARABINER |
| YR03680 | DBI | 30' CABLE SRL WITH CARABINER       |
| YR03682 | DBI | 50' CABLE SRL WITH CARABINER       |
| YR03685 | DBI | 85' CABLE SRL WITH CARABINER       |
| YR03686 | DBI | 100' CABLE SRL WITH CARABINER      |



## HORIZONTAL LIFELINES

|         |     |   |
|---------|-----|---|
| YR03688 | DBI | 60' RETRACTABLE FOR HORIZONTAL LIFELINE WITH 2 CARABINERS |
|---------|-----|---|

## GAS MONITORS

|         |        |  |
|---------|--------|--|
| YR00106 | SUMNER | ARGO-NAUGHT WELD GAS ANALYZER                                      |
| YR03558 | MSA    | CALIBRATION STATION FOR MSA ALTAIR 5X MONITOR                      |
| YR03559 | MSA    | CALIBRATION STATION FOR MSA ALTAIR 4 AND 4XR MONITORS              |
| YR03661 | MSA    | PUMP AND PROBE FOR ALTAIR 4 AND 4XR MONITORS ONLY                  |
| YR03668 | MSA    | ALTAIR 5X 4GAS MONITOR H2S, CO, O2, LEL WITH RECHARGEABLE BATTERY  |
| YR03669 | MSA    | 4GAS MONITOR ALTAIR 4XR H2S, CO, O2, LEL WITH RECHARGEABLE BATTERY |
| YR03672 | MSA    | 4GAS MONITOR ALTAIR H2S, 100, O2, LEL WITH RECHARGEABLE BATTERY    |
| YR03673 | MSA    | BUMP TEST KIT FOR 4XR MONITOR REGULATOR, GAS AND CLIP              |
| YR03683 | MSA    | 25' PROBE SAMPLE LINE  |
| YR08221 | MSA    | 4-BAY CHARGER FOR 4XR CONNECT UP TO 3 CHARGERS                     |







## BLOWERS

|         |                 |   |
|---------|-----------------|---|
| YR00358 | ALLEGRO         | MANHOLE GUARD RAIL                      |
| YR00360 | VANE            | 12" ELECTRIC BLOWER FAN                 |
| YR00365 | VANE            | 12" GAS MANHOLE BLOWER (3 PCS)          |
| YR00374 | VANE            | 12" X 15' AIR DUCT WITH CASE            |
| YR00375 | VANE            | 12" X 25' AIR DUCT WITH CASE            |
| YR00376 | VANE            | 12" HOSE COUPLING FOR 12" DUCT HOSE     |
| YR00377 | VANE            | 12" X 8" REDUCER MALE-MALE              |
| YR00378 | VANE            | 12" X 3' BLOWER HOSE                    |
| YR00380 | TEXAS PNEUMATIC | TX6AM AIR MOVER 6" INSIDE BASE DIAMETER |
| YR00385 | COPPUS          | RF16 AIR MOVER 16" FAN STYLE BLOWER     |
| YR00388 | TEXAS PNEUMATIC | JF-20 20" AIR FAN                       |
| YR00390 | TEXAS PNEUMATIC | JF-24 24" AIR FAN                       |



## MATERIAL LIFTS

|         |        |   |
|---------|--------|---|
| YR01461 | GENIE  | 10' LIFT WITH 350LB CAPACITY 195LB                                  |
| YR01463 | SUMNER | 12' LIFT WITH 450LB CAPACITY (SMALLER 12' LIFT) (MODEL #2412) 287LB |
| YR01464 | SUMNER | 16' LIFT 450LB CAPACITY (MODEL #2416) 300LB                         |
| YR01468 | SUMNER | 12' LIFT WITH 550LB CAPACITY (MODEL #2112) 346LB                    |
| YR01471 | SUMNER | 15' LIFT WITH 1,100LB CAPACITY (MODEL #2615) 356LB                  |
| YR01472 | SUMNER | 18' LIFT WITH 650LB CAPACITY (MODEL #2118) 307LB                    |
| YR01474 | SUMNER | 10' LIFT WITH 300LB CAPACITY (MODEL #2210) 106LB                    |
| YR01475 | SUMNER | 24' LIFT WITH 650LB CAPACITY (MODEL #2124) 347LB                    |
| YR01477 | GENIE  | 18' LIFT WITH 650LB CAPACITY (MODEL #SLC-18) 399LB                  |
| YR01480 | GENIE  | 24' LIFT WITH 650LB CAPACITY (MODEL #SLC-24) 450LB                  |
| YR01482 | SUMNER | 25' LIFT WITH 650LB CAPACITY (MODEL #2525) 785LB                    |
| YR01483 | GENIE  | 12' CO2 MATERIAL LIFT 300LB CAPACITY                                |
| YR01484 | GENIE  | 18' CO2 MATERIAL LIFT 250LB CAPACITY                                |
| YR01488 | SUMNER | PIPE CRADLE FOR 2500 SERIES   |

## ROUST-A-BOUTS

|         |        |  |
|---------|--------|--|
| YR01495 | SUMNER | 15' ROUST-A-BOUT WITH 1,500LB CAPACITY (MODEL #780300) |
| YR01496 | SUMNER | 18' ROUST-A-BOUT WITH 1,500LB CAPACITY (MODEL #780302) |
| YR01500 | SUMNER | 25' ROUST-A-BOUT WITH 1,500LB CAPACITY (MODEL #780303) |
| YR01503 | JET    | 25' SKYHYKER MATERIAL LIFT 2,000LB MAX CAPACITY        |

## A/C LIFT AND MOVERS

|         |          |                   |
|---------|----------|-------------------|
| YR01525 | PRO-LIFT | B1230 LIFTING SET |
|---------|----------|-------------------|



## GANTRIES

|         |        |   |
|---------|--------|---|
| YR01438 | SUMNER | 3/4T ALUMINUM GANTRY 12' 262LB                        |
| YR01442 | SPANCO | 1T ALUMINUM GANTRY 10' 307LB                          |
| YR01443 | SUMNER | 3/4T ALUMINUM GANTRY CRANE WITH 8' BEAM & TROLLEY     |
| YR01740 | SPANCO | 1T ALUMINUM GANTRY 10' 227LB                          |
| YR01742 | SPANCO | 1T GANTRY CRANE WITH 10' BEAM-ADJUSTABLE 9'-8"-12'-2" |
| YR01745 | SPANCO | 3T ALUMINUM GANTRY 12' 491LB                          |
| YR01748 | SUMNER | 2T ALUMINUM GANTRY 8' 285LB                           |
| YR01749 | SPANCO | 2T ALUMINUM GANTRY 8' BEAM                            |
| YR01750 | SUMNER | 2T ALUMINUM GANTRY 12' 307LB                          |



## HYDRAULIC CYLINDERS

|         |         |   |
|---------|---------|---|
| YR02379 | ENERPAC | WR4 HYDRAULIC WEDGE   |
| YR02380 | ENERPAC | 1T HYDRAULIC WEDGE WR5 / BVA SR10                                       |
| YR02381 | ENERPAC | 3/4T HYDRAULIC WEDGE WITH 11.5" MAX SPREAD-ENERPAC WR-15                |
| YR02382 | ENERPAC | RC50 5T CYLINDER .63" LIFT, COLLAPSED HEIGHT 1.63"                      |
| YR02383 | ENERPAC | RC57 5T CYLINDER 7" LIFT, COLLAPSED HEIGHT 10.75"                       |
| YR02384 | ENERPAC | RC55 5T CYLINDER 5" LIFT, COLLAPSED HEIGHT 8.50"                        |
| YR02385 | ENERPAC | RC101 10T CYLINDER 1" LIFT, COLLAPSED HEIGHT 3.53"                      |
| YR02386 | ENERPAC | RC102 10T CYLINDER 2" LIFT, COLLAPSED HEIGHT 4.78"                      |
| YR02387 | ENERPAC | RC104 10T CYLINDER 4" LIFT, COLLAPSED HEIGHT 6.75"                      |
| YR02388 | ENERPAC | RC106 10T CYLINDER 6" LIFT, COLLAPSED HEIGHT 9.75"                      |
| YR02390 | ENERPAC | RC108 10T CYLINDER 8" LIFT, COLLAPSED HEIGHT 11.75"                     |
| YR02394 | ENERPAC | RSM50 5T CYLINDER .25" LIFT, COLLAPSED HEIGHT 1.28"                     |
| YR02395 | ENERPAC | JSS106 10T CYLINDER 6" LIFT, COLLAPSED HEIGHT 9.75"                     |
| YR02396 | ENERPAC | RSM100 10T CYLINDER .44" LIFT, COLLAPSED HEIGHT 1.69"                   |
| YR02397 | ENERPAC | RC1010 10T CYLINDER 10" LIFT, COLLAPSED HEIGHT 13.75"                   |
| YR02398 | ENERPAC | RSM200 20T CYLINDER .44" LIFT, COLLAPSED HEIGHT 2.03"                   |
| YR02405 | ENERPAC | RC152 15T CYLINDER 2" LIFT, COLLAPSED HEIGHT 5.88"                      |
| YR02410 | ENERPAC | RCS201 20T CYLINDER OR SIMPLEX RLS201 1.8" LIFT, COLLAPSED HEIGHT 3.47" |
| YR02413 | ENERPAC | RC254 25T CYLINDER OR SPXC254C 4" LIFT, COLLAPSED HEIGHT 8.54"          |
| YR02414 | ENERPAC | RC251 25T CYLINDER 1" LIFT, COLLAPSED HEIGHT 5.50"                      |
| YR02415 | ENERPAC | RC252 25T CYLINDER OR SPXC252C 2" LIFT, COLLAPSED HEIGHT 6.50"          |
| YR02416 | ENERPAC | RC2510 25T CYLINDER 10" LIFT, COLLAPSED HEIGHT 14.75"                   |
| YR02417 | ENERPAC | RC256 25T CYLINDER OR SIMPLEX R256 6" LIFT, COLLAPSED HEIGHT 10.75"     |



## HYDRAULIC CYLINDERS/BAGS CONT.

|         |         |   |
|---------|---------|---|
| YR02305 | MATJACK | LIFTING BAG 22T 20" X 20"   |
| YR02307 | MATJACK | LIFTING BAG 32T 21" X 25"   |
| YR02309 | MATJACK | LIFTING BAG 45T 28" X 28"   |
| YR02421 | ENERPAC | RSM300 30T CYLINDER .5" LIFT, COLLAPSED HEIGHT 2.31"                          |
| YR02422 | ENERPAC | RCS302 30T CYLINDER 2.44" LIFT, COLLAPSED HEIGHT 4.63"                        |
| YR02423 | ENERPAC | RC502 50T CYLINDER 2" LIFT, COLLAPSED HEIGHT 6.94"                            |
| YR02424 | ENERPAC | RC504 50T CYLINDER 4" LIFT, COLLAPSED HEIGHT 8.94"                            |
| YR02425 | ENERPAC | RC506 50T CYLINDER 6" LIFT, COLLAPSED HEIGHT 11.13"                           |
| YR02426 | ENERPAC | RSM500 50T CYLINDER .63" LIFT, COLLAPSED HEIGHT 2.63"                         |
| YR02427 | ENERPAC | RC-5013 50T CYLINDER 13" LIFT, COLLAPSED HEIGHT 18.13"                        |
| YR02428 | SPX     | C556 55T HYDRAULIC CYLINDER 6" LIFT, COLLAPSED HEIGHT 11.18"                  |
| YR02429 | SPX     | C5513C 55T HYDRAULIC CYLINDER 13" LIFT, COLLAPSED HEIGHT 18"                  |
| YR02430 | ENERPAC | RC1006 100T CYLINDER 6" LIFT, COLLAPSED HEIGHT 14.86"                         |
| YR02431 | SPX     | C554 55T HYDRAULIC CYLINDER 4.25" LIFT, COLLAPSED HEIGHT 9"                   |
| YR02432 | ENERPAC | RCS1002 100T CYLINDER 2.25" LIFT, COLLAPSED HEIGHT 5.56"                      |
| YR02435 | ENERPAC | RSM1500 150T CYLINDER .63" LIFT, COLLAPSED HEIGHT 3.94"                       |
| YR02436 | ENERPAC | RR1502 150T CYLINDER DOUBLE ACTING 2.25" LIFT, COLLAPSED HEIGHT 7.19"         |
| YR02440 | ENERPAC | CLRG-2006 200T HYDRAULIC CYL-DBL ACTING-5.91" STROKE, COLLAPSED HEIGHT 12.44" |

## HYDRAULIC PUMPS AND HOSES

|         |             |  |
|---------|-------------|--|
| YR02353 | ENERPAC     | P392 HAND PUMP WITH 6' HOSE  |
| YR02362 | ENERPAC     | P462 HAND PUMP WITH 6' HOSE  |
| YR02363 | ENERPAC     | GAS HYDRAULIC PUMP 5GAL 5HP—FOR SINGLE ACTING CYL DOES NOT INCLUDE HOSES |
| YR02364 | ENERPAC     | CORDLESS HYDRAULIC PUMP XC1201MB   |
| YR02371 | ENERPAC     | PUMP 2GAL CAPACITY WITH HEAT EXCHANGE                                    |
| YR02372 | ENERPAC     | 2GAL OIL CAPACITY WITH 6' HOSE   |
| YR02374 | SPX         | PE552 ELECTRIC HYDRAULIC SINGLE ACTING PUMP WITH 6' HOSE                 |
| YR02442 | ENERPAC     | CORDLESS HYDRAULIC PUMP XC1202MB   |
| YR02449 |             | 3/8" X 3' HYDRAULIC HOSE   |
| YR02450 |             | 3/8" X 6' HYDRAULIC HOSE   |
| YR02451 |             | 6' HOSE FOR DOUBLE ACTING CYLINDERS                                      |
| YR02452 |             | 3/8" X 10' HYDRAULIC HOSE  |
| YR02455 |             | 3/8" X 20' HYDRAULIC HOSE  |
| YR02457 |             | 3/8" X 50' HYDRAULIC HOSE  |
| YR02460 | ENERPAC     | V66 LOAD HOLDING VALVE   |
| YR02461 | ENERPAC     | V8/V82 NEEDLE VALVE  |
| YR02462 | ENERPAC     | 4-PORT MANIFOLD (A64)  |
| YR02463 | ENERPAC/SPX | HYDRAULIC PRESSURE GAUGE WITH ADAPTER (10,000PSI)                        |
| YR02464 | SPX         | 6-PORT MANIFOLD (MODEL 9617)   |
| YR02465 | ENERPAC     | 2-PORT "T" MANIFOLD (FX-1612)  |
| YR02466 | SPX         | 9642 2-PORT NEEDLE VALVE   |
| YR02470 | SPX         | LOAD LOWERING/HOLDING VALVE (9596)                                       |

## HAND TORQUE WRENCHES


|         |       |  |
|---------|-------|--|
| YR00287 | PROTO | 1/2DR 30-150 FT/LB TORQUE WRENCH                 |
| YR00290 | PROTO | 1/2DR 250 FT/LB TORQUE WRENCH                    |
| YR00295 | PROTO | 3/4DR 600 FT/LB TORQUE WRENCH                    |
| YR00300 | PROTO | 2,000LB MULTIPLIER TORQUE 4:1 3/4DR FEM 1DR MALE |





## CORDLESS TORQUE WRENCHES

|         |                |   |
|---------|----------------|---|
| YR00262 | INGERSOLL RAND | 1DR CORDLESS TORQUE WRENCH 295-1475 FT/LB |
| YR00264 | INGERSOLL RAND | CORDLESS TORQUE WRENCH 74-369 FT/LB 3/4DR |



## HYDRAULIC TORQUE WRENCHES


|         |     |   |
|---------|-----|---|
| YR00303 | SPX | HYDRAULIC TORQUE WRENCH 6,010 FT/LB (PUMP, WRENCH, AND HOSES) 1-1/2DR S6000       |
| YR00304 | SPX | HYDRAULIC TORQUE WRENCH 3,200 FT/LB (PUMP, WRENCH, AND HOSES) 1DR S300            |
| YR00306 | SPX | HYDRAULIC TORQUE WRENCH 3,136 FT/LB (PUMP, WRENCH, AND HOSES) 1DR TWHC3           |
| YR00310 | SPX | HYDRAULIC TORQUE WRENCH 7,300 FT/LB (PUMP, WRENCH, AND HOSES) 1-1/2DR LT100TS     |
| YR00314 | SPX | HYDRAULIC TORQUE WRENCH 24,700 FT/LB (NO PUMP / HOSES) 2-1/2DR                    |
| YR00330 | SPX | HYDRAULIC TORQUE WRENCH 11,000 FT/LB 1-1/2 DR                                     |
| YR00340 | SPX | HYDRAULIC TORQUE CASSETTE WRENCH 4,000 FT/LB (PUMP, WRENCH, AND HOSES) 2-3/8" HEX |
| YR00345 | SPX | HYDRAULIC TORQUE CASSETTE WRENCH ONLY 8,000 FT/LB WITH CASE W8000                 |
| YR00348 | SPX | 1-15/16" CASSETTE ONLY F/W8000 WRENCH WITH CASE                                   |
| YR00350 | SPX | HYDRAULIC TORQUE WRENCH CASSETTE ONLY TWLC2                                       |
| YR00353 | SPX | 1-5/8" LINK FOR HYDRAULIC TORQUE WRENCH CASSETTE (FITS YR00350)                   |




## PUNCHES

|         |         |   |
|---------|---------|---|
| YR01781 | HOUGEN  | 75004PR ELECTRIC HYDRAULIC HOLE PUNCHER |
| YR01782 | HOUGEN  | 72002.5 ELECTRIC HYDRAULIC HOLE PUNCHER |
| YR02495 | ENERPAC | SP35 WITH PUMP NO DIES                  |
| YR02497 | SPX     | HP35 WITH PUMP NO DIES                  |

## HAND CHAINFALL HOISTS



|         |    |                              |
|---------|----|------------------------------|
| YR01303 | CM | 1/2T CHAINFALL WITH 10' LIFT |
| YR01304 | CM | 1/2T CHAINFALL WITH 15' LIFT |
| YR01305 | CM | 1/2T CHAINFALL WITH 20' LIFT |
| YR01307 | CM | 1/2T CHAINFALL WITH 40' LIFT |
| YR01308 | CM | 1T CHAINFALL WITH 10' LIFT   |
| YR01309 | CM | 1T CHAINFALL WITH 60' LIFT   |
| YR01310 | CM | 1T CHAINFALL WITH 20' LIFT   |
| YR01312 | CM | 1T CHAINFALL WITH 40' LIFT   |
| YR01313 | CM | 1T CHAINFALL WITH 30' LIFT   |
| YR01314 | CM | 2T CHAINFALL WITH 10' LIFT   |
| YR01315 | CM | 2T CHAINFALL WITH 20' LIFT   |
| YR01316 | CM | 2T CHAINFALL WITH 30' LIFT   |
| YR01317 | CM | 2T CHAINFALL WITH 40' LIFT   |
| YR01318 | CM | 2T CHAINFALL WITH 75' LIFT   |
| YR01319 | CM | 2T CHAINFALL WITH 60' LIFT   |
| YR01320 | CM | 3T CHAINFALL WITH 5' LIFT    |
| YR01323 | CM | 3T CHAINFALL WITH 10' LIFT   |
| YR01325 | CM | 3T CHAINFALL WITH 20' LIFT   |
| YR01327 | CM | 3T CHAINFALL WITH 30' LIFT   |



## HAND CHAINFALL HOISTS CONT.

|         |    |                             |
|---------|----|-----------------------------|
| YR01328 | CM | 3T CHAINFALL WITH 60' LIFT  |
| YR01329 | CM | 3T CHAINFALL WITH 100' LIFT |
| YR01330 | CM | 3T CHAINFALL WITH 40' LIFT  |
| YR01331 | CM | 3T CHAINFALL WITH 50' LIFT  |
| YR01332 | CM | 5T CHAINFALL WITH 10' LIFT  |
| YR01333 | CM | 5T CHAINFALL WITH 15' LIFT  |
| YR01335 | CM | 5T CHAINFALL WITH 20' LIFT  |
| YR01336 | CM | 5T CHAINFALL WITH 30' LIFT  |
| YR01337 | CM | 5T CHAINFALL WITH 40' LIFT  |
| YR01338 | CM | 5T CHAINFALL WITH 50' LIFT  |
| YR01339 | CM | 5T CHAINFALL WITH 60' LIFT  |
| YR01340 | CM | 6T CHAINFALL WITH 20' LIFT  |
| YR01343 | CM | 10T CHAINFALL WITH 12' LIFT |
| YR01345 | CM | 10T CHAINFALL WITH 20' LIFT |
| YR01346 | CM | 10T CHAINFALL WITH 30' LIFT |
| YR01347 | CM | 10T CHAINFALL WITH 40' LIFT |
| YR01348 | CM | 15T CHAINFALL WITH 10' LIFT |



## HAND LEVER HOISTS (COME-A-LONGS)

|         |    |   |
|---------|----|---|
| YR01269 | CM | 3/4T LEVER HOIST WITH 5' LIFT                     |
| YR01270 | CM | 3/4T LEVER HOIST WITH 10' LIFT                    |
| YR01271 | CM | 3/4T LEVER HOIST WITH 15' LIFT                    |
| YR01272 | CM | 3/4T LEVER HOIST WITH 20' LIFT                    |
| YR01274 | CM | 3/4T LEVER HOIST WITH 30' LIFT                    |
| YR01275 | CM | 1-1/2T LEVER HOIST WITH 10' LIFT                  |
| YR01277 | CM | 1-1/2T LEVER HOIST WITH 20' LIFT                  |
| YR01280 | CM | 3T LEVER HOIST WITH 5' LIFT                       |
| YR01284 | CM | 3T LEVER HOIST WITH 10' LIFT                      |
| YR01290 | CM | 3T LEVER HOIST WITH 20' LIFT                      |
| YR01292 | CM | 3T LEVER HOIST WITH 40' LIFT                      |
| YR01294 | CM | 6T LEVER HOIST WITH 10' LIFT (DOUBLE REAVED)      |
| YR01295 | CM | 6T LEVER HOIST WITH 15' LIFT (DOUBLE REAVED)      |
| YR01296 | CM | 6T LEVER HOIST WITH 20' LIFT (DOUBLE REAVED)      |
| YR01299 | CM | 6T LEVER HOIST WITH 30' LIFT (DOUBLE REAVED)      |
| YR01300 | CM | 9T LEVER HOIST WITH 15' LIFT (DOUBLE REAVED)      |
| YR01301 | CM | 1T WIRE ROPE PULLER                               |
| YR01302 | CM | 1/2T SINGLE LINE /1T DOUBLE LINE WIRE ROPE PULLER |

## CORDLESS CHAINFALLS

|         |    |  |
|---------|----|--|
| YR01037 | CM | BATTERYSTAR 1T CHAINFALL WITH 20' LIFT |
| YR01038 | CM | BATTERYSTAR 1T CHAINFALL WITH 30' LIFT |



## ELECTRIC CHAINFALLS

|            |            |   |
|------------|------------|---|
| YR01365    | CM         | 1/2T ELECTRIC HOIST WITH 20' LIFT   |
| YR01367    | CM         | 1/2T ELECTRIC HOIST WITH 30' LIFT   |
| YR01367-30 | CM         | 1/2T ELECTRIC HOIST WITH 30' CHAIN BAG (SMALL BODY) WEIGHS APPROX 50LB                |
| YR01368    | CM         | 1/2T ELECTRIC HOIST WITH 40' LIFT   |
| YR01368-40 | CM         | 1/2T ELECTRIC HOIST WITH 40' CHAIN BAG (SMALL BODY) WEIGHS APPROX 50LB                |
| YR01370    | CM         | 1/2T ELECTRIC HOIST WITH 75' LIFT   |
| YR01371    | CM         | 1T ELECTRIC HOIST WITH 30' LIFT   |
| YR01372    | CM         | 1T ELECTRIC HOIST WITH 40' LIFT   |
| YR01373    | CM         | 1T ELECTRIC HOIST WITH 50' LIFT   |
| YR01374    | CM         | 1T ELECTRIC HOIST WITH 20' LIFT   |
| YR01375    | CM         | 1T ELECTRIC HOIST WITH 70' LIFT   |
| YR01376    | CM         | 1T ELECTRIC HOIST WITH 80' ONLY 40' OF PENDANT  |
| YR01378    | CM         | 1T ELECTRIC HOIST WITH 80' WITH CHAIN CONTAINER-16' PENDANT                           |
| YR01380    | CM         | 2T ELECTRIC HOIST WITH 20' LIFT   |
| YR01381    | CM         | 2T ELECTRIC HOIST WITH 30' LIFT   |
| YR01382    | CM         | 2T ELECTRIC HOIST WITH 40' LIFT   |
| YR01383    | CM         | 2T ELECTRIC HOIST WITH 50' LIFT   |
| YR01384    | CM         | 2T ELECTRIC HOIST WITH 60' LIFT   |
| YR01385    | CM         | 2T ELECTRIC HOIST WITH 40' LIFT 230/460V 3PH  |
| YR01386    | HARRINGTON | 2T ELECTRIC HOIST WITH 160' LIFT 220/440 3 PHASE                                      |
| YR01387    | CM         | 3T ELECTRIC HOIST WITH 30' LIFT   |
| YR01388    | CM         | 3T ELECTRIC HOIST WITH 30' LIFT AND 30' PENDANT                                       |
| YR01390    | CM         | 3T ELECTRIC HOIST WITH 50' LIFT   |
| YR01392    | CM         | 4T ELECTRIC HOIST WITH 50' LIFT 460 3-PHASE   |
| YR01393    | CM         | 5T ELECTRIC HOIST WITH 80' LIFT 220V/440V 3 PHASE 4HP                                 |
| YR01395    | CM         | 6T ELECTRIC HOIST WITH 40' LIFT 230/460V 3 PHASE                                      |
| YR01400    | HARRINGTON | 10T ELECTRIC HOIST WITH 70' LIFT 460V 3 PHASE (5' HEADROOM)                           |
| YR01630    | CM         | 1T ELECTRIC HOIST LESS CHAIN 16FPM (WITH BOTTOM HOOK)<br>YR01630 IS 3522NHLC, MODEL L |
| YR01640    | CM         | 2T ELECTRIC HOIST LESS CHAIN 8FPM (WITH BLOCK)-DOUBLE REAVE                           |
| YR01642-6  | CM         | 6' ELECTRIC HOIST PENDANT AND CORD FOR 01630 AND 01640                                |
| YR01642-16 | CM         | 16' ELECTRIC HOIST PENDANT AND CORD FOR 01630 AND 01640                               |
| YR01642-26 | CM         | 26' ELECTRIC HOIST PENDANT AND CORD FOR 01630 AND 01640                               |
| YR01642-36 | CM         | 36' ELECTRIC HOIST PENDANT AND CORD FOR 01630 AND 01640                               |
| YR01642-46 | CM         | 46' ELECTRIC HOIST PENDANT AND CORD FOR 01630 AND 01640                               |
| YR01642-56 | CM         | 56' ELECTRIC HOIST PENDANT AND CORD FOR 01630 AND 01640                               |
| YR01642-66 | CM         | 66' ELECTRIC HOIST PENDANT AND CORD FOR 01630 AND 01640                               |
| YR01642-76 | CM         | 76' ELECTRIC HOIST PENDANT AND CORD FOR 01630 AND 01640                               |
| YR01642-86 | CM         | 86' ELECTRIC HOIST PENDANT AND CORD FOR 01630 AND 01640                               |
| YR01642-96 | CM         | 96' ELECTRIC HOIST PENDANT AND CORD FOR 01630 AND 01640                               |
| YR01643-10 | CM         | 10' ELECTRIC HOIST CHAIN FOR 01630 AND 01640  |
| YR01643-20 | CM         | 20' ELECTRIC HOIST CHAIN FOR 01630 AND 01640  |
| YR01643-30 | CM         | 30' ELECTRIC HOIST CHAIN FOR 01630 AND 01640  |

Standard pendants 4' less than lift. Special length pendants available upon request.



## ELECTRIC CHAINFALLS CONT.

|             |    |   |
|-------------|----|---|
| YR01643-40  | CM | 40' ELECTRIC HOIST CHAIN FOR 01630 AND 01640  |
| YR01643-50  | CM | 50' ELECTRIC HOIST CHAIN FOR 01630 AND 01640  |
| YR01643-60  | CM | 60' ELECTRIC HOIST CHAIN FOR 01630 AND 01640  |
| YR01643-70  | CM | 70' ELECTRIC HOIST CHAIN FOR 01630 AND 01640  |
| YR01643-80  | CM | 80' ELECTRIC HOIST CHAIN FOR 01630 AND 01640  |
| YR01643-96  | CM | 96' ELECTRIC HOIST CHAIN FOR 01630 AND 01640  |
| YR01643-100 | CM | 100' ELECTRIC HOIST CHAIN FOR 01630 AND 01640 |
| YR01643-120 | CM | 120' ELECTRIC HOIST CHAIN FOR 01630 AND 01640 |
| YR01643-150 | CM | 150' ELECTRIC HOIST CHAIN FOR 01640           |
| YR01643-180 | CM | 180' ELECTRIC HOIST CHAIN FOR 01640           |

## AIR HOISTS

|         |                |   |
|---------|----------------|---|
| YR01251 | INGERSOLL RAND | 1/2T AIR HOIST WITH 30' LIFT MODEL 7756E-1C30-C6U       |
| YR01256 | INGERSOLL RAND | 1T AIR HOIST WITH 30' LIFT MODEL 7790A9                 |
| YR01259 | JD NEUHAUS     | 1T AIR HOIST WITH 60' LIFT PULL ROPE CONTROL            |
| YR01260 | JD NEUHAUS     | 3T AIR HOIST WITH 50' LIFT PULL ROPE CONTROL            |
| YR01267 | JD NEUHAUS     | 10T AIR HOIST WITH 40' LIFT PULL ROPE CONTROL           |
| YR01660 | JD NEUHAUS     | 1T/2T AIR HOIST LESS CHAIN PULL ROPE CONTROL WITH OILER |
| YR01680 | JD NEUHAUS     | 3T/6T AIR HOIST LESS CHAIN PULL ROPE CONTROL WITH OILER |

## AIR HOIST BOTTOM BLOCKS

|         |            |  |
|---------|------------|--|
| YR01662 | JD NEUHAUS | 1T BOTTOM BLOCK FOR YR01660  |
| YR01664 | JD NEUHAUS | 2T BOTTOM BLOCK FOR YR01660 DOUBLE REAVED<br>(Pick chain length double total lift needed.) |
| YR01682 | JD NEUHAUS | 3T BOTTOM BLOCK FOR YR01680  |
| YR01684 | JD NEUHAUS | 6T BOTTOM BLOCK FOR YR01680 DOUBLE REAVED<br>(Pick chain length double total lift needed.) |



## AIR HOIST CHAINS

|             |            |   |
|-------------|------------|---|
| YR01666-15  | JD NEUHAUS | 15' AIR HOIST CHAIN FOR 1T-2T = 7.5' FOR 2T |
| YR01666-20  | JD NEUHAUS | 20' AIR HOIST CHAIN FOR 1T-2T = 10' FOR 2T  |
| YR01666-30  | JD NEUHAUS | 30' AIR HOIST CHAIN FOR 1T-2T = 15' FOR 2T  |
| YR01666-40  | JD NEUHAUS | 40' AIR HOIST CHAIN FOR 1T-2T = 20' FOR 2T  |
| YR01666-50  | JD NEUHAUS | 50' AIR HOIST CHAIN FOR 1T-2T = 25' FOR 2T  |
| YR01666-60  | JD NEUHAUS | 60' AIR HOIST CHAIN FOR 1T-2T = 30' FOR 2T  |
| YR01666-70  | JD NEUHAUS | 70' AIR HOIST CHAIN FOR 1T-2T = 35' FOR 2T  |
| YR01666-80  | JD NEUHAUS | 80' AIR HOIST CHAIN FOR 1T-2T = 40' FOR 2T  |
| YR01666-90  | JD NEUHAUS | 90' AIR HOIST CHAIN FOR 1T-2T = 45' FOR 2T  |
| YR01666-100 | JD NEUHAUS | 100' AIR HOIST CHAIN FOR 1T-2T = 50' FOR 2T |
| YR01666-120 | JD NEUHAUS | 120' AIR HOIST CHAIN FOR 1T-2T = 60' FOR 2T |
| YR01666-140 | JD NEUHAUS | 140' AIR HOIST CHAIN FOR 1T-2T = 70' FOR 2T |
| YR01666-170 | JD NEUHAUS | 170' AIR HOIST CHAIN FOR 1T-2T = 85' FOR 2T |



## AIR HOIST CHAINS CONT.

|             |            |  |
|-------------|------------|--|
| YR01666-200 | JD NEUHAUS | 200' AIR HOIST CHAIN FOR 1T-2T = 100' FOR 2T |
| YR01666-220 | JD NEUHAUS | 220' AIR HOIST CHAIN FOR 1T-2T = 110' FOR 2T |
| YR01666-240 | JD NEUHAUS | 240' AIR HOIST CHAIN FOR 1T-2T = 120' FOR 2T |
| YR01686-20  | JD NEUHAUS | 20' AIR HOIST CHAIN FOR 3T-6T = 10' FOR 6T   |
| YR01686-30  | JD NEUHAUS | 30' AIR HOIST CHAIN FOR 3T-6T = 15' FOR 6T   |
| YR01686-40  | JD NEUHAUS | 40' AIR HOIST CHAIN FOR 3T-6T = 20' FOR 6T   |
| YR01686-50  | JD NEUHAUS | 50' AIR HOIST CHAIN FOR 3T-6T = 25' FOR 6T   |
| YR01686-60  | JD NEUHAUS | 60' AIR HOIST CHAIN FOR 3T-6T = 30' FOR 6T   |
| YR01686-70  | JD NEUHAUS | 70' AIR HOIST CHAIN FOR 3T-6T = 35' FOR 6T   |
| YR01686-80  | JD NEUHAUS | 80' AIR HOIST CHAIN FOR 3T-6T = 40' FOR 6T   |
| YR01686-90  | JD NEUHAUS | 90' AIR HOIST CHAIN FOR 3T-6T = 45' FOR 6T   |
| YR01686-100 | JD NEUHAUS | 100' AIR HOIST CHAIN FOR 3T-6T = 50' FOR 6T  |
| YR01686-120 | JD NEUHAUS | 120' AIR HOIST CHAIN FOR 3T-6T = 60' FOR 6T  |
| YR01686-180 | JD NEUHAUS | 180' AIR HOIST CHAIN FOR 3T-6T = 90' FOR 6T  |
| YR01686-200 | JD NEUHAUS | 200' AIR HOIST CHAIN FOR 3T-6T = 100' FOR 6T |
| YR01686-230 | JD NEUHAUS | 230' AIR HOIST CHAIN FOR 3T-6T = 115' FOR 6T |

## MISC. AIR HOIST COMPONENTS



|         |            |  |
|---------|------------|--|
| YR01670 | JD NEUHAUS | CHAIN CONTAINER FOR 1T-2T WILL FIT 100' OF CHAIN |
|---------|------------|--|

### OILERS, FILTERS AND TANKS

|         |       |   |
|---------|-------|---|
| YR00267 | DIXON | INLINE OILER WITH 3/4" CHICAGO FITTINGS |
| YR02774 | DIXON | INLINE FILTER AND OILER                 |
| YR08200 | DIXON | 120GAL AIR TANK WITH 12 PORTS           |
| YR08220 | DIXON | 10GAL AIR TANK WITH 8 PORTS             |

## CRANE & HOIST

- New Installations
- Inspections
- Service
- Repair



TO LEARN MORE:  
[TOTALTOOL.COM/CRANE-AND-HOIST](http://TOTALTOOL.COM/CRANE-AND-HOIST)

INCREASE YOUR  
 CAPACITY FOR  
 MORE **CAPACITY**







## ELECTRIC WINCHES

|         |       |  |
|---------|-------|--|
| YR01350 | MYTE  | 1/2T ELECTRIC WINCH MY-TE 100A                   |
| YR01353 | MYTE  | 3/4T ELECTRIC WINCH MY-TE 520                    |
| YR01355 | MYTE  | 1-1/2T ELECTRIC WINCH MY-TE AC36                 |
| YR01356 | THERN | 1T ELECTRIC WINCH THERN MODEL 4WP2T8-2000-8-A    |
| YR01389 | THERN | 2T ELECTRIC WINCH 110V MODEL 3WG4-M4000-956-A-P1 |



## AIR WINCHES (TUGGERS)

|         |                |  |
|---------|----------------|--|
| YR01354 | INGERSOLL RAND | 1T AIR WINCH IR BU7A                             |
| YR01359 | INGERSOLL RAND | 1T AIR WINCH IR EU (LARGE)                       |
| YR01360 | INGERSOLL RAND | 2T AIR WINCH IR HU40/HUL40 (LARGE)               |
| YR01361 | INGERSOLL RAND | 1-1/2T AIR WINCH IR H5U (LARGE)                  |
| YR01362 | INGERSOLL RAND | 2T AIR WINCH IR K4UL (LARGE)                     |
| YR01363 | INGERSOLL RAND | 2-1/2T AIR WINCH IR K5ULRCAB (LARGE)             |
| YR01364 | INGERSOLL RAND | 3T AIR WINCH IR K6U                              |
| YR01366 | THERN          | 2-1/2T AIR WINCH THERN MODEL TA2.5-24AX3 (LARGE) |
| YR01369 | THERN          | 4,700LB AIR WINCH THERN MODEL TA2-24MX1 (LARGE)  |

## WINCH BLOCKS

|         |        |                                      |
|---------|--------|--------------------------------------|
| YR01351 | CROSBY | 4T DOUBLE SHEAVE WIRE ROPE BLOCK     |
| YR01357 | MYTE   | 104023 1/2T BLOCK FOR ELECTRIC WINCH |
| YR01358 | MYTE   | 1T BLOCK FOR ELECTRIC WINCH          |



## BEAM TROLLEYS

|         |            |  |
|---------|------------|--|
| YR01428 | CM         | 1/2T BEAM TROLLEY  |
| YR01430 | CM         | 1T BEAM TROLLEY (MODEL CBTP0100)   |
| YR01434 | TRACTEL    | 1T BEAM TROLLEY WITH CRANK HANDLE  |
| YR01435 | CM         | 2T ADJUSTABLE BEAM TROLLEY (MODEL CBTP0200)                                |
| YR01436 | GENERAL    | 1T LOW HEADROOM TROLLEY ADJUSTABLE 3"–8" RIGGERS (MODEL BT-20)             |
| YR01439 | GENERAL    | 3T LOW HEADROOM TROLLEY ADJUSTABLE 3"–8" RIGGERS (MODEL BT-60)             |
| YR01440 | CM         | 3T BEAM TROLLEY (MODEL CBPT0300)   |
| YR01441 | GENERAL    | 3T BEAM TROLLEY– SCREW ADJUSTABLE 3"–8" (MODEL SCB1)                       |
| YR01442 | TRACTEL    | 3T BEAM TROLLEY– SCREW ADJUSTABLE 2.9"–8.7"                                |
| YR01445 | CM         | 5T BEAM TROLLEY  |
| YR01447 | TRACTEL    | 5T BEAM TROLLEY ADJUSTABLE 3.5"–8.66" (MODEL CORSO 23390)                  |
| YR01448 | RIGGERS    | 6T LOW HEADROOM ADJUSTABLE 4"–10" RIGGERS (MODEL BT-120)                   |
| YR01450 | GENERAL    | 6-1/2T BEAM TROLLEY SCREW ADJUSTABLE 4"–12" (MODEL SCB-2)                  |
| YR01451 | GENERAL    | 1T SCREW BEAM TROLLEY BA-1 ADJUSTABLE 2.5"–8"                              |
| YR01452 | TRACTEL    | 10T GEARED TROLLEY TRACTEL ADJUSTABLE 4.9"–12.6" (MODEL 056289)            |
| YR01454 | GENERAL    | 11T BEAM TROLLEY ADJUSTABLE 4"–12" (MODEL SCB-3)                           |
| YR01457 | JD NEUHAUS | 1T-16T PNEUMATIC MOTORIZED TROLLEY ADJUSTABLE 4.9"–12.2" (MODEL JDNLM/16T) |






## BEAM CLAMPS

|         |         |   |
|---------|---------|---|
| YR03178 | GENERAL | 1T BC-1 SCREWLOK WITH 3"-9" ADJUSTABLE      |
| YR03179 | GENERAL | 2T BC-2 SCREWLOK WITH 3"-9" ADJUSTABLE      |
| YR03180 | GENERAL | 3T BC-3 SCREWLOK WITH 3.2"-12.6" ADJUSTABLE |
| YR03181 | GENERAL | 5T BC-5 SCREWLOK WITH 3.6"-12.6" ADJUSTABLE |



## SPREADER BEAMS

|         |          |   |
|---------|----------|---|
| YR01705 | CALDWELL | CALDWELL BEF8 8" SPREADER BEAM END FITTINGS |
| YR01710 | MODULIFT | 50T SPREADER BEAM 42' (MODEL 50)            |
| YR01720 | MODULIFT | 110T SPREADER BEAM 40' (MODEL 110)          |



## LIFTING BASKETS

|         |     |  |
|---------|-----|--|
| YR01248 | M&W | 48" X 48" X 28" MATERIAL BASKET WITH DROP SIDE (2,500LB CAP) |
|---------|-----|--|



## HILMAN ROLLERS

|         |        |   |
|---------|--------|---|
| YR01424 | AMITAL | ROTATING SKATE (MODEL 124) 13,200 LB CAPACITY                           |
| YR01425 | HILMAN | 3T ROLLER KIT 4 EA. .75 SWIVEL PAD ROLLER IN BOX MODEL KRS34S           |
| YR01427 | HILMAN | 8T ROLLER KIT 2 EA. 2T SWIVEL PAD 2 EA RIDGID PAD IN BOX MODEL KRS82S2R |
| YR01429 | HILMAN | 30T ROLLER KIT 4 EA. 7.5T SLD ROLLERS IN BOX MODEL KRS30SLD             |
| YR01431 | HILMAN | 60T ROLLER KIT 4 EA. 15T SLD ROLLERS IN BOX MODEL KRS60SLD              |
| YR01432 | HILMAN | 40T ROLLER KIT 4 EA. 10T SLD ROLLERS IN BOX MODEL KRS10SLD              |
| YR01433 | HILMAN | 150T ROLLER KIT 4 EA. 37.5T NT ROLLERS (DO NOT TURN)                    |



## ROL-A-LIFTS

|         |            |   |
|---------|------------|---|
| YR01602 | ROL-A-LIFT | (MODEL M-4) 4,000LB CAPACITY PER PAIR   |
| YR01606 | ROL-A-LIFT | (MODEL M-6) 6,000LB CAPACITY PER PAIR   |
| YR01610 | ROL-A-LIFT | (MODEL M-10) 10,000LB CAPACITY PER PAIR |



## AIR COMPRESSORS-TOW-BEHIND

|         |         |   |
|---------|---------|---|
| YR00120 | SULLAIR | 185CFM AIR COMPRESSOR TOW-BEHIND (DIESEL) |
| YR00273 |         | AIR REGULATOR (3/4" CHICAGO COUPLER)      |
| YR00280 |         | 3/4" X 50' AIR HOSE                       |



## AIR COMPRESSORS-ELECTRIC

|         |        |  |
|---------|--------|--|
| YR00105 | EMGLO  | 3/4HP AIR COMPRESSOR                             |
| YR00108 | DEWALT | ELECTRIC AIR COMPRESSOR 15GAL SINGLE TANK 200PSI |
| YR00111 | DEWALT | D55153 4GAL 2HP ELECTRIC COMPRESSOR              |
| YR00275 |        | 3/8" X 50' AIR HOSE                              |



## BREAKERS

### AIR 30 LB

|         |         |                         |
|---------|---------|-------------------------|
| YR00170 | SULLAIR | 30LB AIR PAVING BREAKER |
| YR00184 |         | 1" HEX SHANK MOIL POINT |
| YR00192 |         | 1" HEX SHANK 1" CHISEL  |

### AIR 60 LB

|         |         |                                     |
|---------|---------|-------------------------------------|
| YR00175 | SULLAIR | 60LB AIR PAVING BREAKER             |
| YR00185 |         | 1-1/8" X 18" HEX MOIL POINT         |
| YR00193 |         | 1-1/8" X 18" HEX 1" CHISEL          |
| YR00197 |         | 1-1/8" X 18" HEX 3" WIDE CHISEL     |
| YR00200 |         | 1-1/8" X 18" HEX CLAY SPADE         |
| YR00203 |         | 1-1/8" X 18" HEX ASPHALT CUTTER     |
| YR00209 |         | 1-1/8" X 18"—5/8" GROUND ROD DRIVER |
| YR00210 |         | 1-1/8" X 18" HEX FROST WEDGE        |



### AIR 90 LB

|         |         |                                     |
|---------|---------|-------------------------------------|
| YR00180 | SULLAIR | 90LB AIR PAVING BREAKER             |
| YR00185 |         | 1-1/8" X 18" HEX MOIL POINT         |
| YR00193 |         | 1-1/8" X 18" HEX 1" CHISEL          |
| YR00197 |         | 1-1/8" X 18" HEX 3" WIDE CHISEL     |
| YR00200 |         | 1-1/8" X 18" HEX CLAY SPADE         |
| YR00203 |         | 1-1/8" X 18" HEX ASPHALT CUTTER     |
| YR00209 |         | 1-1/8" X 18"—5/8" GROUND ROD DRIVER |
| YR00210 |         | 1-1/8" X 18" HEX FROST WEDGE        |

### ELECTRIC

|         |           |   |
|---------|-----------|---|
| YR00610 | DEWALT    | ELECTRIC 60LB BREAKER/JACKHAMMER (1-1/8" HEX BITS)                  |
| YR00612 | MILWAUKEE | CORDLESS BREAKER MX FUEL WITH 1 BATTERY & CHARGER (1-1/8" HEX BITS) |
| YR00185 |           | 1-1/8" X 18" HEX MOIL POINT   |
| YR00193 |           | 1-1/8" X 18" HEX 1" CHISEL  |
| YR00197 |           | 1-1/8" X 18" HEX 3" WIDE CHISEL                                     |
| YR00200 |           | 1-1/8" X 18" HEX CLAY SPADE   |
| YR00203 |           | 1-1/8" X 18" HEX ASPHALT CUTTER                                     |



### AIR HOSES

|         |  |  |
|---------|--|--|
| YR00280 |  | 3/4" X 50' RED AIR HOSE WITH CHICAGO FITTING |
|---------|--|--|



## BAKER SCAFFOLDS

|         |            |                                      |
|---------|------------|--------------------------------------|
| YR04900 | LOUISVILLE | 6' X 6' YELLOW SCAFFOLD WITH CASTERS |
| YR04901 | LOUISVILLE | SCAFFOLD YELLOW HANDRAIL             |
| YR04902 | LOUISVILLE | SCAFFOLD OUTRIGGER SET               |



## RIVET BUSTERS

|         |                   |   |
|---------|-------------------|---|
| YR00260 | CHICAGO PNEUMATIC | RIVET BUSTER 8" STROKE WITH OPEN HANDLE MODEL #4608P  |
| YR00261 | CHICAGO PNEUMATIC | RIVET BUSTER 11" STROKE WITH OPEN HANDLE MODEL #4611P |
| YR00272 | INGERSOLL RAND    | AIR RIVET BUSTER MODEL #9001                          |



## RIVET BUSTER BITS

|         |  |  |
|---------|--|--|
| YR00217 |  | 1" X 9-1/2" CHISEL FOR RIVET BUSTER        |
| YR00227 |  | 5/8" X 12" BACK-OUT PUNCH FOR RIVET BUSTER |
| YR00228 |  | 3/4" X 14" BACK-OUT PUNCH FOR RIVET BUSTER |
| YR00229 |  | 12" MOIL POINT FOR RIVET BUSTER            |
| YR00231 |  | 7/8" X 14" BACK-OUT PUNCH FOR RIVET BUSTER |

## SCALERS

|         |                |   |
|---------|----------------|---|
| YR00235 | INGERSOLL RAND | AIR NEEDLE SCALER (INLINE)                      |
| YR00236 | INGERSOLL RAND | AIR NEEDLE SCALER (INLINE) AND CHISEL KIT 182K1 |
| YR00240 | INGERSOLL RAND | AIR NEEDLE SCALER (PISTOL)                      |



## CHIPPERS

|         |         |  |
|---------|---------|--|
| YR00165 | SULLAIR | AIR CHIPPING HAMMER HEX-OV                         |
| YR00167 | SULLAIR | AIR CHIPPING HAMMER RD-HEX                         |
| YR00190 | SULLAIR | AIR CHIPPING HAMMER HEX-OV WITH QUICK-CHANGE CHUCK |

## BITS FOR AIR CHIPPERS

|         |  |  |
|---------|--|--|
| YR00159 |  | CHISEL 2" HEX-OVAL 12" (AIR CHIPPING)    |
| YR00160 |  | POINT HEX-OVAL 12" BIT (AIR CHIPPING)    |
| YR00161 |  | POINT HEX-OVAL 18" BIT (AIR CHIPPING)    |
| YR00162 |  | CHISEL 1" HEX-OVAL 12" (AIR CHIPPING)    |
| YR00163 |  | CHISEL 3" HEX-OVAL 12" (AIR CHIPPING)    |
| YR00164 |  | BUSHING TOOL HEX-OVAL 12" (AIR CHIPPING) |
| YR00166 |  | CHISEL HEX-OVAL 18" (AIR CHIPPING)       |

## IMPACTS

|         |                |                                    |
|---------|----------------|------------------------------------|
| YR00250 | INGERSOLL RAND | 1/2DR AIR IMPACT WRENCH            |
| YR00255 | INGERSOLL RAND | 3/4DR AIR IMPACT WRENCH            |
| YR00259 | INGERSOLL RAND | #5 SPLINE DRIVE AIR IMPACT         |
| YR00263 | INGERSOLL RAND | 1DR RIGHT ANGLE AIR IMPACT WRENCH  |
| YR00265 | INGERSOLL RAND | 1DR AIR IMPACT WRENCH (HEAVY DUTY) |
| YR00266 | INGERSOLL RAND | 1-1/2DR AIR IMPACT WRENCH          |
| YR01164 | MILWAUKEE      | 1DR CORDLESS IMPACT (2867-22)      |



## AIR HOSES

|         |  |  |
|---------|--|--|
| YR00280 |  | 3/4" X 50' RED AIR HOSE WITH CHICAGO FITTING |
|---------|--|--|



## SAWS

|         |      |  |
|---------|------|--|
| YR00243 | FEIN | SMALL PIPE CLAMP FEIN # 90702001001        |
| YR00244 | FEIN | 24" PIPE CLAMP FOR PIPE DIAMETER UP TO 24" |
| YR00245 | FEIN | PNEUMATIC HACKSAW FEIN# MOT618-2           |
| YR00246 | FEIN | 48" PIPE CLAMP FOR PIPE DIAMETER UP TO 48" |



## PLATE COMPACTORS

|         |           |  |
|---------|-----------|--|
| YR00470 | MULTIQUIP | 20" X 22" PLATE COMPACTOR                          |
| YR00471 | WACKER    | AP1850WE CORDLESS PLATE COMPACTOR                  |
| YR00475 | MULTIQUIP | MVH200G 20" X 28" REVERSABLE PLATE COMPACTOR 423LB |
| YR00480 | WACKER    | WP1550A 20" X 23" PLATE COMPACTOR 196.2LB          |



## JUMPING JACK TAMPERS

|         |           |  |
|---------|-----------|--|
| YR00455 | WACKER    | BS60-21 2-CYCLE RAMMER 11" X 13" BASE 146LB      |
| YR00456 | WACKER    | AS50 BATTERY OPERATED RAMMER 155.2LB             |
| YR00457 | MULTIQUIP | MTX70 WITH 485X 2,900LB RAMMER WITH TRENCH 165LB |
| YR00459 | WACKER    | BS50-4S 4-CYCLE RAMMER WITH 11" X 13" BASE 143LB |
| YR00461 | MULTIQUIP | MT65HA/MQMTX70 2,900LB 4-CYCLE RAMMER 165LB      |
| YR00463 | MULTIQUIP | MT55F 2,250LB 4-CYCLE RAMMER 126LB               |



## GENERATORS

|         |           |  |
|---------|-----------|--|
| YR00859 | MILWAUKEE | CARRY-ON POWER SUPPLY, 2 BATTERIES                     |
| YR02056 |           | 1,000 WATT GENERATOR                                   |
| YR02057 | HONDA     | 2,000 WATT PORTABLE GENERATOR 120V                     |
| YR02058 | HONDA     | 3,000 WATT GENERATOR (HONDA EU QUIET SERIES)           |
| YR02059 | GENERAC   | 4,000 WATT GENERATOR GENERAC                           |
| YR02060 | HONDA     | 3,500 WATT GENERATOR                                   |
| YR02061 | DEWALT    | 4,300/4,400 WATT GENERATOR                             |
| YR02062 | HONDA     | 5,000 WATT GENERATOR                                   |
| YR02063 | WACKER    | 5,600 WATT GENERATOR (WACKER GP5600A WITH HONDA MOTOR) |
| YR02065 | DEWALT    | 6,000 WATT DEWALT GENERATOR                            |
| YR02066 | HONDA     | 6,500 WATT GENERATOR                                   |
| YR02067 | HONDA     | 6,500 WATT GENERATOR (HONDA EU QUIET SERIES)           |
| YR02070 | HONDA     | 11,000 WATT GENERATOR (HONDA EB SERIES)                |





## GAS PUMPS

|         |        |                                    |
|---------|--------|------------------------------------|
| YR03154 | WACKER | 2" GAS TRASH PUMP 5.5HP 215GPM     |
| YR03158 | WACKER | 2" GAS TRASH PUMP 5HP 210GPM       |
| YR03159 | WACKER | 2" GAS TRASH PUMP                  |
| YR03160 | WACKER | 3" GAS TRASH PUMP                  |
| YR03162 | WACKER | 3" GAS TRASH PUMP WITH CAM FITTING |
| YR03163 | WACKER | 4" GAS TRASH PUMP WITH CAM FITTING |
| YR03164 | WACKER | 2" GAS TRASH PUMP WITH CAM FITTING |



## ELECTRIC PUMPS

|         |        |   |
|---------|--------|---|
| YR03150 | WACKER | 2" SUBMERSIBLE PUMP 110V (WACKER PS2-500) 62GPM               |
| YR03152 | HONDA  | 2" SUBMERSIBLE PUMP (HONDA WSP50) 130GPM 1/2 HP               |
| YR03156 | WACKER | 2" SUBMERSIBLE PUMP WITH CAM FITTING (T-63041141) 2/3HP 62GPM |
| YR04812 | SIMER  | ELECTRIC TRANSFER PUMP (M40P) GARDEN HOSE FITTINGS            |



## SUCTION HOSE

|         |  |  |
|---------|--|--|
| YR03196 |  | 2" X 25' SUCTION HOSE WITH MALE AND FEMALE THREADED ENDS |
| YR03198 |  | 3" X 6' SUCTION HOSE                                     |
| YR03200 |  | 3" X 25' SUCTION HOSE                                    |
| YR03202 |  | 2" X 25' SUCTION HOSE WITH CAM FITTINGS                  |
| YR03203 |  | 3" X 25' SUCTION HOSE WITH CAM FITTINGS                  |
| YR03204 |  | 4" X 25' SUCTION HOSE WITH CAM FITTINGS                  |
| YR03205 |  | 3" X 10' SUCTION HOSE WITH CAM FITTINGS                  |

## DISCHARGE HOSE

|         |  |   |
|---------|--|---|
| YR03191 |  | 2" X 50' DISCHARGE HOSE                   |
| YR03192 |  | 3" X 25' DISCHARGE HOSE                   |
| YR03193 |  | 3" X 50' DISCHARGE HOSE                   |
| YR03195 |  | 4" X 25' DISCHARGE HOSE                   |
| YR03197 |  | 2" X 50' DISCHARGE HOSE WITH CAM FITTINGS |
| YR03199 |  | 3" X 50' DISCHARGE HOSE WITH CAM FITTINGS |
| YR03201 |  | 4" X 50' DISCHARGE HOSE WITH CAM FITTINGS |



## WELDERS

|         |        |                        |
|---------|--------|------------------------|
| YR02076 | MILLER | PORTABLE STICK WELDER  |
| YR02078 | MILLER | 130 WIRE FEED WELDER   |
| YR02080 | MILLER | 180 AUTOSET MIG WELDER |
| YR02099 | MILLER | 200 MAXSTAR WELDER     |

## WELDING CLAMPS

|         |        |                      |
|---------|--------|----------------------|
| YR02771 | RIDGID | 461 1/2"-8" STRAIGHT |
| YR02977 | SUMNER | 1"-2.5" ULTRA CLAMP  |
| YR02978 | SUMNER | 2"-6" ULTRA CLAMP    |
| YR02979 | SUMNER | 5"-12" ULTRA CLAMP   |



**RENT THE DEWALT® TOOL THAT'S  
RIGHT FOR THE JOB AT  
[TOTALTOOL.COM/TOOL-RENTAL-CATALOG](https://TOTALTOOL.COM/TOOL-RENTAL-CATALOG)**



**YR01105**  
7/8" LARGE ELECTRIC  
GRINDER **PAGE 32**



**YR01762**  
6AWG-900MCM  
ALUMINUM AND  
6AWG-750MCM  
COPPER **PAGE 7**



**YR00610**  
ELECTRIC 60LB BREAKER/  
JACKHAMMER  
(1-1/8" HEX BITS) **PAGE 25**



**YR00111**  
D55153 4GAL 2HP ELECTRIC  
COMPRESSOR **PAGE 24**



**YR00633**  
541K 1-1/2"  
SDS-MAX  
**PAGE 31**



## PLASMA CUTTERS

|         |        |   |
|---------|--------|---|
| YR02074 | MILLER | PLASMA CUTTER 120/240V WITH CASE SPECTRUM 625 X-TREME |
|---------|--------|---|

## SMOKE EATERS

|         |         |                        |
|---------|---------|------------------------|
| YR02094 | LINCOLN | WELDING FUME EXTRACTOR |
| YR02106 | MILLER  | WELDING FUME EXTRACTOR |

## SMOKE EATER ACCESSORIES

|         |         |                             |
|---------|---------|-----------------------------|
| YR02095 | LINCOLN | TUBE STYLE NOZZLE WITH HOSE |
| YR02096 | LINCOLN | BELL NOZZLE WITH HOSE       |
| YR02097 | LINCOLN | 8' FUME EXTRACTOR HOSE      |
| YR02107 | MILLER  | BELL WITH FLEX AND HOSE     |
| YR02108 | MILLER  | TUBE STYLE NOZZLE WITH HOSE |



## GAS SAWS

|         |           |  |
|---------|-----------|--|
| YR00850 | HUSQVARNA | 1GAL 50:1 MIXED GAS CAN                                    |
| YR01023 | HUSQVARNA | GAS CUT-N-BREAK SAW (16" CAPACITY) WITH BLADES AND PRY BAR |
| YR01025 | HUSQVARNA | 12" GAS SAW  |
| YR01030 | HUSQVARNA | 14" GAS SAW SMALL  |
| YR01035 | HUSQVARNA | 14" GAS SAW LARGE  |
| YR01045 | HUSQVARNA | 16" GAS SAW  |
| YR01046 | HUSQVARNA | SAW CART WITH WATER TANK—FITS K760/K770                    |



## ELECTRIC SAWS

|         |                  |  |
|---------|------------------|--|
| YR01015 | HUSQVARNA        | 12" ELECTRIC CUT-OFF SAW   |
| YR01020 | HUSQVARNA        | 14" ELECTRIC CUT-OFF SAW   |
| YR01021 | HUSQVARNA        | 14" ELECTRIC CUT-OFF SAW WITH WET CAPABILITY                                 |
| YR01022 | DIAMOND PRODUCTS | 16" ELECTRIC CUT-OFF SAW WITH WET CUTTING CAPABILITIES AND VACUUM ATTACHMENT |
| YR01024 | HUSQVARNA        | ELECTRIC CUT-N-BREAK SAW (16" CAPACITY) WITH BLADES AND PRY BAR              |



## WALK-BEHIND SAWS

|         |           |                                  |
|---------|-----------|----------------------------------|
| YR00827 | HUSQVARNA | 18" PROPANE CONCRETE SAW         |
| YR00829 | HUSQVARNA | 20" PROPANE CONCRETE SAW (FS413) |



## CORDLESS SAWS

|         |           |   |
|---------|-----------|---|
| YR01016 | HUSQVARNA | 535I 36V CORDLESS 9" SAW                      |
| YR01017 | HUSQVARNA | DUST COLLECTOR PLATE FOR K535I CORDLESS SAW   |
| YR01036 | MILWAUKEE | 14" CORDLESS SAW WITH 2 BATTERIES (MXF315-2C) |







## DIAMOND BLADES

### HANDHELD SAW BLADES

|         |                    |
|---------|--------------------|
| YR04000 | 12" CONCRETE BLADE |
| YR04005 | 12" ASPHALT BLADE  |
| YR04010 | 14" CONCRETE BLADE |
| YR04015 | 14" ASPHALT BLADE  |
| YR04020 | 16" CONCRETE BLADE |
| YR04025 | 16" ASPHALT BLADE  |

### WALK-BEHIND SAW BLADES

|         |                    |
|---------|--------------------|
| YR04022 | 18" CONCRETE BLADE |
| YR04024 | 18" ASPHALT BLADE  |
| YR04027 | 20" CONCRETE BLADE |
| YR04028 | 20" ASPHALT BLADE  |



## JACKS

|         |         |  |
|---------|---------|--|
| YR01402 | JET     | PALLET JACK 27" X 48" 5,500LB CAPACITY (MODEL EZ-2748) |
| YR01420 | SIMPLEX | 5T RATCHETING JACK 13" STROKE (MODEL RJ-85A)           |
| YR01422 | SIMPLEX | 10T RATCHETING JACK 9-1/2" STROKE (MODEL 1017)         |



## MAGNETIC DRILL PRESSES

|         |           |  |
|---------|-----------|--|
| YR02608 | JANCY     | JM101 MAG DRILL PRESS (CHUCK OR ANNULAR)         |
| YR02612 | MILWAUKEE | 18V CORDLESS MAG DRILL MODEL 2787-22             |
| YR02615 | CHAMPION  | MAG DRILL PRESS (ANNULAR ONLY) MODEL AC35        |
| YR02620 | MILWAUKEE | LARGE MAG DRILL PRESS 3/4" CHUCK MODEL 4210      |
| YR02627 | G&J       | LARGE MAG DRILL PRESS-3" CAPACITY ANNULAR ONLY   |
| YR02630 | CHAMPION  | LARGE MAG DRILL-CHUCK ONLY RB65                  |
| YR02631 | CHAMPION  | AC120 MAGNETIC DRILL PRESS UP TO 4-3/4" DIAMETER |



## ELECTRIC WHEELBARROWS

|         |        |                                       |
|---------|--------|---------------------------------------|
| YR01419 | NUSTAR | ELECTRIC WHEELBARROW 1,000LB CAPACITY |
|---------|--------|---------------------------------------|



## POWER TOOLS

|         |           |  |
|---------|-----------|--|
| YR00580 | DEWALT    | ELECTRIC DEMO HAMMER 3/4 HEX** HAMMERS ONLY ** NON-DRILL |
| YR00581 | DEWALT    | ELECTRIC DEMO HAMMER 3/4 HEX** HAMMERS ONLY ** NON-DRILL |
| YR00608 | BOSCH     | 35LB ELECTRIC DEMO HAMMER IN ROLLING CASE + 2 POINTS     |
| YR00615 | DEWALT    | 3/8" HAMMER DRILL  |
| YR00620 | DEWALT    | 1/2" HAMMER DRILL  |
| YR00625 | DEWALT    | SDS ROTARY HAMMER  |
| YR00633 | DEWALT    | 541K 1-1/2" SDS-MAX                                      |
| YR00635 | DEWALT    | SDS-MAX ROTARY HAMMER                                    |
| YR00638 | DEWALT    | 40LB ELECTRIC DEMO HAMMER WITH 1-1/8" HEX SHANK          |
| YR00651 | MILWAUKEE | CORDLESS SDS HAMMER WITH DUST EXTRACTOR                  |
| YR00653 | DEWALT    | 20V LITHIUM SDS ROTARY HAMMER DCH213L2                   |
| YR00654 | DEWALT    | 20V LITHIUM SDS ROTARY HAMMER DCH293R2                   |
| YR00655 | DEWALT    | 7/8" CORDLESS SDS ROTARY HAMMER 24V                      |





## POWER TOOLS CONT.

|         |           |   |
|---------|-----------|---|
| YR00839 | MILWAUKEE | SDS-MAX MAX-LOK BIT EXTENSIONS                      |
| YR01100 | DEWALT    | 4-1/2" ELECTRIC GRINDER                             |
| YR01104 | DEWALT    | 6" ELECTRIC GRINDER                                 |
| YR01105 | DEWALT    | 7/9" LARGE ELECTRIC GRINDER                         |
| YR01108 | DEWALT    | 5" GRINDER WITH SURFACE GRINDING DUST SHROUD KIT    |
| YR01110 | DEWALT    | 5/6" CUTTING/TUCKPOINTING TOOL KIT WITH DUST SHROUD |
| YR01120 | DEWALT    | ELECTRIC DIE GRINDER                                |
| YR01121 | MILWAUKEE | 5211 3" END GRINDER                                 |
| YR01122 | DEWALT    | 6" STRAIGHT GRINDER 5/8"-11 THREADS                 |
| YR01166 | MAX       | CORDLESS REBAR TYING TOOL RB441T                    |
| YR01246 | DEWALT    | ELECTRIC CUT-OUT TOOL                               |



## SOCKET SETS

|         |            |  |
|---------|------------|--|
| YR04607 | GEARWRENCH | 27-PIECE 3/4" DRIVE 12-POINT STANDARD SAE MECHANICS TOOL SET |
|---------|------------|--|

## CARBIDE CORE BITS



|         |        |  |
|---------|--------|--|
| YR00779 | DEWALT | 11" CARBIDE CORE BIT EXTENSION   |
| YR00790 | DEWALT | 4-1/2" CARBIDE CORE BIT BODY SHANK WITH CENTERING BIT RENTED SEPARATELY  |
| YR00795 | DEWALT | 5" CARBIDE CORE BIT BODY ONLY SHANK WITH CENTERING BIT RENTED SEPARATELY |
| YR00800 | DEWALT | 16" SDS-MAX SHANK FOR CARBIDE CORE BODY WITH CENTERING BIT               |
| YR00801 | DEWALT | 7" SDS-MAX SHANK FOR CARBIDE CORE BODY WITH CENTERING BIT                |
| YR00802 | DEWALT | 7" SPLINE SHANK FOR CARBIDE CORE BODY WITH CENTERING BIT                 |
| YR00803 | DEWALT | 16" SPLINE SHANK FOR CARBIDE CORE BODY WITH CENTERING BIT                |



## GANG BOXES

|         |        |  |
|---------|--------|--|
| YR03310 | KNAACK | KN4824 16 CU. FT. GANG BOX WITH CASTERS 48"L X 24"W X 28"H         |
| YR03313 | KNAACK | KN4830 24 CU. FT. GANG BOX WITH CASTERS 48"L X 30"W X 34"H         |
| YR03314 | KNAACK | KN2472 24.5 CU. FT. GANG BOX WITH CASTERS 72"L X 24"W X 28"H       |
| YR03319 | KNAACK | KN79 32 CU. FT. GANG BOX WITH CASTERS 48"L X 30"W X 49"H           |
| YR03322 | KNAACK | KN89 47 CU. FT. GANG BOX WITH CASTERS 60"L X 30"W X 46"H           |
| YR03324 | KNAACK | KN100 60.9 CU. FT. ROLLING CABINET WITH CASTERS 60"L X 15"W X 65"H |
| YR03329 | KNAACK | KN119 115.2 CU. FT. FIELD STATION WITH CASTERS 60"L X 44"W X 82"H  |



## GROUND THAW MACHINES

|         |  |                                       |
|---------|--|---------------------------------------|
| YR02868 |  | 48" X 54" PROPANE GROUND THAW MACHINE |
|---------|--|---------------------------------------|



## CARTS

|         |                  |  |
|---------|------------------|--|
| YR01404 | MIDSTATES        | 27" X 54" 4-METAL POST WOOD TILT PLATFORM TRUCK 3,000LB              |
| YR01406 | MIDSTATES        | 30" X 60" 4-WOOD POST TILT PLATFORM TRUCK 3,000LB                    |
| YR01407 | MIDSTATES        | 30" X 60" WOOD DECK STEEL FRAME PLATFORM TRUCK 2,000LB               |
| YR01408 | MIDSTATES        | 4-WHEEL DOLLY CART 24"X18" 900LB CAPACITY                            |
| YR01409 | MIDSTATES        | 14"W X 46"H 2-WHEEL HAND TRUCK WITH SEMI PNEUMATIC TIRES             |
| YR01410 | RUBBERMAID       | 4-WHEEL 2-TRAY POLY PARTS CART 34"L X 16"W X 31-1/4"H                |
| YR01412 | RUBBERMAID       | HD 2-SHELF UTILITY PARTS CART BLACK 44"L X 25"W X 39"H RAISED HANDLE |
| YR01413 | METALTECH        | DRYWALL CART 48"L X 23"W X 48"H 3,000LB                              |
| YR01467 | JACKSON          | 458 HD PIPE WAGON WITH 1,000LB CAPACITY (V-CART)                     |
| YR03708 | JESCO IRON CRAFT | 30" X 60" ROOF CART WITH FLAT-FREE TIRES 2,000LB CAPACITY            |





**TOTAL TOOL™**

**OUR RENTAL  
INVENTORY  
IS ALWAYS  
GROWING**



**EXPLORE OUR ONLINE TOOL RENTAL  
CATALOG AND REQUEST A QUOTE**



DENVER, COLORADO  
303.595.8488

GREELEY, COLORADO  
970.352.8585

INDIANAPOLIS, INDIANA  
317.876.8800

DES MOINES, IOWA  
515.244.1516

KANSAS CITY, KANSAS  
913.722.7879

LOUISVILLE, KENTUCKY  
502.635.6348

HIBBING, MINNESOTA  
218.263.8687

ST. PAUL, MINNESOTA  
651.646.4055

LINCOLN, NEBRASKA  
402.476.6673

OMAHA, NEBRASKA  
402.592.7385

APPLETON, WISCONSIN  
920.687.4061

MILWAUKEE, WISCONSIN  
262.547.5548

SUPERIOR, WISCONSIN  
715.392.2294

WAUSAU, WISCONSIN  
715.848.2703



CONTACT YOUR REP  
TO LEARN MORE

800.444.4899

TOTALTOOL.COM

SHOP.TOTALTOOL.COM